

BRITISH COLUMBIA LIQUOR DISTRIBUTION BRANCH

Statements of Financial Information

For the Fiscal Year Ended March 31, 2009

Table of Contents

• Audited Financial Statements – March 31, 2009	2
• Schedule of Debt	16
• Schedule of Guarantee and Indemnity Agreements	16
• Schedule of Remuneration and Expenses	17
• Remuneration and Expenses Reconciliation	19
• Statement of Severance Agreements	19
• Schedule of Payments to Suppliers	20
• Payments to Suppliers Reconciliation	35
• Statement of Payments for Grants and Contributions	35
• Statement of Financial Information Approval	36

BRITISH COLUMBIA LIQUOR DISTRIBUTION BRANCH

MANAGEMENT'S RESPONSIBILITY FOR FINANCIAL REPORTING


The financial statements of the British Columbia Liquor Distribution Branch have been prepared by management in accordance with Canadian generally accepted accounting principles. Any financial information contained elsewhere in the annual report has been reviewed to ensure consistency with the financial statements.

Management is responsible for the integrity of the financial statements and has established systems of internal control to provide reasonable assurance that assets are safeguarded, transactions are properly authorized and financial records are properly maintained to facilitate the preparation of financial statements in a timely manner.

The Office of the Auditor General of British Columbia has performed an independent audit of the financial statements of the Liquor Distribution Branch. The Auditor's Report outlines the scope of this independent audit and expresses an opinion on the financial statements of the Liquor Distribution Branch.



Jay Chambers
General Manager



Roger M. Bissoondatt, CA, CMA
Chief Financial Officer

Vancouver, British Columbia
June 5, 2009

BRITISH COLUMBIA LIQUOR DISTRIBUTION BRANCH
BALANCE SHEET
(in \$000s)

As at March 31, **2009** **2008**

ASSETS

CURRENT ASSETS

Cash	502	--
Accounts receivable	7,444	6,544
Inventories (note 3)	91,202	83,301
Prepaid expenses (note 4)	4,332	6,106
Due from Province of British Columbia	--	34,976
	103,480	130,927

LONG TERM ASSETS

Prepaid expenses - long term (note 4)	2,855	1,426
Property, plant and equipment (note 5)	55,938	50,976
	162,273	183,329

LIABILITIES

CURRENT LIABILITIES

Bank indebtedness	-	22,647
Accounts payable and accrued liabilities	159,950	157,952
Current portion of deferred tenant allowances (note 6)	96	119
Current portion of tenant improvement loans (note 7)	436	601
Current portion of capital lease (note 8)	68	200
Due to Province of British Columbia (note 9)	375	--
	160,925	181,519


LONG TERM LIABILITIES

Deferred tenant allowances (note 6)	517	613
Tenant improvement loans (note 7)	581	1,017
Obligation under capital lease (note 8)	250	180
	162,273	183,329

Commitments and contingent items (notes 10 & 11)

Approved by:


Jay Chambers
General Manager


Roger M. Bissoondatt, CA, CMA
Chief Financial Officer

The accompanying notes and supplementary schedule are an integral part of these financial statements.

BRITISH COLUMBIA LIQUOR DISTRIBUTION BRANCH
STATEMENT OF OPERATIONS
(in \$000s)

Year Ended March 31,	2009	2008
Sales (note 12)	2,794,530	2,679,466
Less commissions & discounts	190,524	179,960
	<u>2,604,006</u>	<u>2,499,506</u>
Cost of merchandise sold	1,451,244	1,396,466
Gross margin	<u>1,152,762</u>	<u>1,103,040</u>
Operating expenses (schedule)	269,954	256,058
	<u>882,808</u>	<u>846,982</u>
Other income	8,309	10,234
Net income	<u><u>891,117</u></u>	<u><u>857,216</u></u>

BRITISH COLUMBIA LIQUOR DISTRIBUTION BRANCH
STATEMENT OF ADVANCE DUE (TO) FROM PROVINCE OF BRITISH COLUMBIA
(in \$000s)

Year Ended March 31,	2009	2008
Balance beginning of year	34,976	29,207
Net Income	(891,117)	(857,216)
Payments to the Province of British Columbia	<u>855,766</u>	<u>862,985</u>
Balance end of year	<u><u>(375)</u></u>	<u><u>34,976</u></u>

The accompanying notes and supplementary schedule are an integral part of these financial statements.

BRITISH COLUMBIA LIQUOR DISTRIBUTION BRANCH
STATEMENT OF CASH FLOWS
(in \$000s)

Year Ended March 31,	2009	2008
CASH FLOWS FROM OPERATING ACTIVITIES		Restated (note 16)
Cash receipts from customers	2,517,522	2,417,851
Cash payments to the Province of British Columbia	(855,766)	(862,985)
Cash paid to suppliers and employees	(1,629,483)	(1,574,421)
Cash receipts from other income	8,096	10,045
Interest paid on capital lease and loans	(209)	(232)
	<u>40,160</u>	<u>(9,742)</u>
CASH FLOWS FROM (USED IN) OPERATING ACTIVITIES		
CASH FLOWS FROM INVESTING ACTIVITIES		
Acquisition of property, plant and equipment	(11,024)	(12,693)
Acquisition of capital project assets	(5,528)	(4,955)
Proceeds from disposal of property, plant and equipment	203	192
	<u>(16,349)</u>	<u>(17,456)</u>
CASH FLOWS (USED IN) INVESTING ACTIVITIES		
CASH FLOWS FROM FINANCING ACTIVITIES		
Deferred tenant allowances	-	477
Payment on capital lease	(61)	(341)
Tenant improvement loans	(601)	(705)
	<u>(662)</u>	<u>(569)</u>
CASH FLOWS (USED IN) FINANCING ACTIVITIES		
NET INCREASE (DECREASE) IN CASH	23,149	(27,767)
(BANK INDEBTEDNESS) CASH BEGINNING OF YEAR	<u>(22,647)</u>	<u>5,120</u>
CASH (BANK INDEBTEDNESS) END OF YEAR	<u><u>502</u></u>	<u><u>(22,647)</u></u>

The accompanying notes and supplementary schedule are an integral part of these financial statements.

BRITISH COLUMBIA LIQUOR DISTRIBUTION BRANCH
SCHEDULE OF OPERATING EXPENSES
(in \$000s)

Year Ended March 31,	2009	2008
Salaries, wages and benefits (note 13)	156,109	151,396
Rents	31,845	30,944
Bank charges	18,968	16,255
Amortization	11,598	9,790
Freight to stores	9,707	7,976
Repairs and maintenance	7,569	7,295
Professional services	6,374	4,988
Other operating expenses	6,234	6,343
Merchandising	4,343	4,024
Data processing	4,302	3,929
Light, water and fuel	2,706	2,626
Loss prevention	2,642	2,322
Telephone	2,432	3,262
Stationery and supplies	2,336	2,456
Warehouse equipment costs	1,700	1,234
Travel	880	986
Interest on long term liabilities	209	232
	269,954	256,058

The accompanying notes are an integral part of these financial statements.

BRITISH COLUMBIA LIQUOR DISTRIBUTION BRANCH

NOTES TO THE FINANCIAL STATEMENTS

March 31, 2009

(Tabular amounts in \$000s)

1. PURPOSE OF THE BRANCH

The British Columbia Liquor Distribution Branch (Branch) obtains its authority for operation from the *British Columbia Liquor Distribution Act (Act)*. As stated in Section 2 of this *Act*, the Branch has the exclusive right to purchase liquor for resale and reuse in the Province in accordance with the provisions of the *Importation of Intoxicating Liquors Act (Canada)*.

2. SIGNIFICANT ACCOUNTING POLICIES

As prescribed by Section 30(3)(b) of the *Act*, the financial statements of the Branch are prepared in accordance with Canadian generally accepted accounting principles.

Significant accounting policies are as follows:

Financial Instruments

The Branch has designated its financial instruments as follows:

Cash is classified as held for trading and measured at fair value. Accounts receivable are classified as loans and receivables and are measured at amortized cost. Bank indebtedness, accounts payable and accrued liabilities are classified as other financial liabilities and are also measured at amortized cost.

The Branch is exposed to various risks related to its financial assets and liabilities. It is management's opinion that the Branch is not exposed to significant market, credit or liquidity risk arising from these instruments.

Market Risk - Market risk is the risk that changes in the market prices, such as foreign exchange rates and interest rates, will affect the Branch's income or the value of its financial instruments. The Branch's exposure to foreign currency risk is only related to the value of foreign exchange transactions in the normal course of business, and manages this risk by minimizing the amount of the transactions in foreign funds.

Liquidity Risk – Liquidity risk is the risk that the Branch will be unable to meet its financial obligation as they become due. The Branch manages liquidity risk primarily by monitoring cash flows and by maintaining the ability to borrow funds through the Province.

Credit Risk – Credit risk is the risk of financial loss to the Branch due to customer inability to pay for product or counterparty to a financial instrument fails to meet its contractual obligations. The Branch's exposure to credit risk is only related to the value of accounts receivable in its normal course of business, and manages this risk by minimizing the amount of transactions which require recovery. The Branch continually monitors and manages the collection of receivables.

Foreign Currency Translation

The Branch in the normal course of business purchases product in foreign currency. Any

BRITISH COLUMBIA LIQUOR DISTRIBUTION BRANCH

NOTES TO THE FINANCIAL STATEMENTS

March 31, 2009

(Tabular amounts in \$000s)

foreign currency transactions are translated into Canadian dollars at the rate of exchange in effect at transaction date. Any foreign currency denominated monetary assets and liabilities are stated using the prevailing rate of exchange at the balance sheet date.

Inventories

The Branch's inventories are valued at the lower of cost and net realizable value. Store inventories are determined on a first-in, first-out basis. Warehouse inventories are determined on a weighted average cost basis. Cost is comprised of supplier invoiced value, freight, duties and taxes. Net realizable value represents the estimated selling price for inventories less the costs to sell.

Property, Plant and Equipment

Property, plant and equipment are stated at cost and are amortized over the estimated useful lives of the assets as expressed as follows:

Buildings

7.5 per cent per annum.

Leasehold improvements

A minimum of 10 per cent per annum or a rate sufficient to amortize the cost over the remaining life of the respective lease.

Furniture, fixtures, vehicles and equipment

25 per cent per annum.

Information Systems

25 per cent per annum.

Leasehold improvements and capital projects

All material costs of construction and development for leasehold improvements and capital projects are treated as assets under Construction in Progress accounts. At the point in time when the project is substantially completed the costs are capitalized into their applicable categories and amortized at the asset category rate.

Leases

Assets recorded as capital leases are capitalized and amortized at the applicable asset category rate. All other leases are accounted for as operating leases wherein rental payments are expensed as incurred.

Revenue Recognition

Revenue is recognized when the sale of product is made to customers. Customers include retail customers, licensed establishments, licensee retail stores, and agency stores.

BRITISH COLUMBIA LIQUOR DISTRIBUTION BRANCH

NOTES TO THE FINANCIAL STATEMENTS

March 31, 2009

(Tabular amounts in \$000s)

Use of Estimates

The preparation of financial statements in conformity with Canadian generally accepted accounting principles requires management to make estimates and assumptions that affect the amounts reported in the financial statements and accompanying notes. Actual results could differ from these estimates.

Changes in Accounting Policies

On April 1, 2008 the Branch adopted four new accounting standards that were issued by the Canadian Institute of Chartered Accountants (CICA): Section 1535 Capital Disclosures, Section 3031 Inventories, Section 3862 Financial Instruments – Disclosures and Section 3863 Financial Instruments – Presentation. The adoption of these new standards did not have any material impact on net income.

Section 1535 Capital Disclosures, requires disclosure of information related to the objectives, policies and processes for managing capital. In addition, the disclosures include whether externally imposed capital requirements have been complied with. As this standard only addresses disclosure requirements, there is no impact on the Branch's net income.

Section 3031 Inventories, replaced Section 3030 with the same title, aligns Canadian GAAP with International Financial Reporting Standards. It establishes four basic principles: inventory should be measured at the lower of cost and net realizable value; the cost of inventory includes costs directly attributable to its acquisitions as well as an appropriate portion of fixed and variable production overheads; if the units in inventory are interchangeable, their cost should be determined using either a first-in-first-out or weighted average cost formula; and write-downs of inventory to its net realizable value should be reversed if the value subsequently recovers. The impact of this new standard has no significant effect on the financial statements.

Section 3862 Financial Instruments – Disclosures and Section 3863 Financial Instruments – Presentation, revises and enhance the current disclosure requirements but do not change the existing presentation requirements for financial instruments. The new disclosure provides additional information on the nature and extent of risk arising from financial instruments and how the Branch manages those risks.

Future Accounting Standards

In February 2008 the CICA issued section 3064 Goodwill and Intangible Assets which provides guidance on the recognition, measurement, presentation and disclosure for goodwill and intangible assets, other than the initial recognition of goodwill or intangibles assets acquired in a business combination. This standard is effective for fiscal years beginning on or after October 1, 2008 and requires retroactive application to prior period financial statements. The Branch has evaluated the impact of this new standard for adoption on April 1, 2009 and does not expect any significant impact on its financial statements.

BRITISH COLUMBIA LIQUOR DISTRIBUTION BRANCH**NOTES TO THE FINANCIAL STATEMENTS**

March 31, 2009

(Tabular amounts in \$000s)

International Financial Reporting Standards (IFRS)

In February 2008, the Canadian Accounting Standards Board (AcSB) confirmed that the use of IFRS will be required in 2011 for publicly accountable enterprises. IFRS will replace Canada's current generally accepted accounting principles for those enterprises. These include profit-oriented enterprises that are responsible to large or diverse groups of stakeholders, including other government organizations, which would include the Branch. The official changeover date is for interim and annual financial statements relating to fiscal years beginning on or after January 1, 2011. The Branch has begun assessing the adoption of IFRS, however the financial reporting impact from the transition to IFRS cannot be reasonably determined at this time.

3. INVENTORIES

At March 31, 2009, store inventories were \$57.6 million (2008 - \$55.9 million) and warehouse inventories were \$33.6 million (2008 - \$27.4 million).

4. PREPAID EXPENSES

Prepaid expenses include wine purchases. The Branch as part of its on-going business practices purchases select products in advance to secure delivery of these products up to three years in advance. These products are normally purchased in foreign currency and are translated to Canadian dollars at the rate of exchange in effect at the transaction date. The Branch has recorded \$7.0 million of prepaid wine futures that represents \$4.1 million for 2009/10 and \$2.9 million for 2010/11.

5. PROPERTY, PLANT AND EQUIPMENT

	2009			2008
	Cost	Accumulated Amortization	Net Book Value	Net Book Value
Land	1,068	-	1,068	1,068
Buildings	19,021	17,836	1,185	818
Leasehold improvements	49,289	23,133	26,156	21,605
Furniture, fixtures, vehicles & equipment	26,643	18,273	8,370	5,027
Office furnishings under capital lease	3,900	3,687	213	120
Information systems	82,951	71,394	11,557	8,955
Construction in process	7,389	-	7,389	13,383
	<u>190,261</u>	<u>134,323</u>	<u>55,938</u>	<u>50,976</u>

BRITISH COLUMBIA LIQUOR DISTRIBUTION BRANCH**NOTES TO THE FINANCIAL STATEMENTS**

March 31, 2009

(Tabular amounts in \$000s)

6. DEFERRED TENANT ALLOWANCES

Certain leasing agreements include incentives or landlord funding to be used towards expenditures such as tenant improvements or relocation expenses. The value of these benefits are recorded and amortized over the term of the lease.

Year Ending March 31	2010	96
	2011	85
	2012	85
	2013	85
	2014	85
	Subsequent years	<u>177</u>
		613
	Current portion	<u>(96)</u>
	Long term	<u>517</u>

7. TENANT IMPROVEMENT LOANS

As at March 31, 2009, the Branch has tenant improvements loans of \$1.0 million financed through landlords. The range of interest rates is 8% to 11.75% with loans expiring from August 2009 to June 2014. The principal payments due are as follows:

Year Ending March 31	2010	436
	2011	361
	2012	158
	2013	31
	2014	24
	Subsequent years	<u>7</u>
		1017
	Current portion	<u>(436)</u>
	Long term	<u>581</u>

BRITISH COLUMBIA LIQUOR DISTRIBUTION BRANCH**NOTES TO THE FINANCIAL STATEMENTS**

March 31, 2009

(Tabular amounts in \$000s)

8. OBLIGATION UNDER CAPITAL LEASES

The following schedule includes the future minimum lease payments for vehicles and operating equipment.

		<u>Vehicles</u>	<u>Equipment</u>	<u>Total</u>
Year ending March 31	2010	59	32	91
	2011	59	32	91
	2012	58	-	58
	2013	58	-	58
	2014	53	-	53
	Subsequent years	31	-	31
	Total	318	64	382
Imputed interest rate		8%	9%	
Interest		(58)	(6)	(64)
Current Portion		(40)	(28)	(68)
Long term		220	30	250

9. DUE TO PROVINCE OF BRITISH COLUMBIA

The Branch does not maintain a separate bank account and uses the Province of British Columbia's financial and banking systems to process and record its transactions. The amount due to the Province of British Columbia represents the accumulated net financial transactions with the Province.

10. COMMITMENTS

Future commitments for operating leases for Branch premises and equipment are as follows:

Year Ending March 31	2010	23,073
	2011	20,399
	2012	16,616
	2013	14,124
	2014	10,603
	Subsequent years	25,817
		<u>110,632</u>

Government Liquor Store Fees

In fiscal 2008, the Branch entered into an agreement with the Liquor Control Licensing Board (LCLB) to provide the LCLB a fee in the amount of \$1,400 per Government Liquor store, on an annual basis. This amount is subject to an adjustment relative to the number

BRITISH COLUMBIA LIQUOR DISTRIBUTION BRANCH

NOTES TO THE FINANCIAL STATEMENTS

March 31, 2009

(Tabular amounts in \$000s)

of government liquor stores in operation. The term of this agreement is for five years. For the remaining three years, the LDB is required to pay an amount of \$276,000 each year in fees (based on 197 stores) plus administration costs.

11. CONTINGENT ITEMS

The Branch has authorized suppliers' agents to import and warehouse wines and spirits for subsequent purchase by the Branch. Under this program, the Branch has a contractual obligation to purchase all inventories held by the agent should the agent opt out of the program. As at March 31, 2009, the value of agents' inventories totalled approximately \$94.6 million (2008 - \$77.8 million) and the future liability for related federal excise taxes is \$16.4 million (2008 - \$13.6 million). The Branch is currently in discussions with the Canada Revenue Agency relating to the application of the Goods and Services Tax (GST) on import wines and spirits under this program. It is anticipated that, with the exception of the timing of the payment of GST, there will not be any significant impact to the financial statements.

The Branch is the defendant in legal actions and it is not expected that the ultimate outcome of these claims will have a material effect on the financial position of the Branch.

12. SALES

Total sales reported include sales to retail customers, licensed establishments, licensee retail stores and agency stores. These amounts do not include subsequent resale by licensed establishments, licensee retail stores and agency stores.

	2009	2008
Retail customers	1,136,225	1,084,901
Licensee retail stores	923,008	864,384
Agency stores	231,416	219,280
Licensed establishments	503,881	510,901
	<u>2,794,530</u>	<u>2,679,466</u>

13. EMPLOYEES' BENEFIT PLANS

The Branch and its employees contribute to the Public Service Pension Plan in accordance with the Public Sector Pension Plans Act. The British Columbia Pension Corporation administers the plan, including payment of pension benefits to employees to whom the act applies. The Public Service Pension Plan is a multi-employer, defined benefit plan. Under joint trusteeship, the risk and reward associated with the Plan's unfunded liability or surplus is shared between the employers and the plan members and will be reflected in their future contributions. Every three years an actuarial valuation is performed to assess the financial position of the plan and the adequacy of plan funding. The most recent actuarial valuation (March 31, 2008) determined that the Plan needed to implement a contribution rate increase to meet funding requirements of the Pension Benefits Standards Act. As a result, rates for employees and employers increased by 0.15% as of April 1, 2009. The total amount paid

BRITISH COLUMBIA LIQUOR DISTRIBUTION BRANCH

NOTES TO THE FINANCIAL STATEMENTS

March 31, 2009

(Tabular amounts in \$000s)

into this pension plan by the Branch for the 2008/09 fiscal year was \$10.0 million for employer contributions (2007/08: \$10.1 million).

Employees are also entitled to specific retirement benefits as provided for under collective agreements and terms of employment. The future liability for this obligation amounts to \$9,790,708 (2008 – \$9,692,516), which represents future employees' retirement benefits outside of The Plan and is included in accounts payable. The expense adjustment recorded in the year is \$98,192 (2008 - \$345,984).

14. CAPITAL MANAGEMENT

The Branch does not retain any equity – which is what the Branch considers to be its capital. Net income is returned to the Province of British Columbia. The Branch's objectives when managing capital are to optimize the use of capital to provide an appropriate return to the Province.

The Branch manages its capital based on the funds available to the Branch. The Branch has policies and processes in place that provides direction for the management of the funds. There has been no change to the Branch's capital management approach during the year. The Branch has no externally imposed capital requirements.

15. RELATED PARTY TRANSACTIONS

The Branch is related through common ownership to all Province of British Columbia ministries, agencies and Crown corporations. Transactions with these entities are generally considered to be in the normal course of operations and are recorded at the exchange amount, unless disclosed separately in these financial statements.

The Branch acts as an agent for the Ministry of Finance regarding the collection of social service taxes on liquor sales.

The financial statements include the following transactions with related parties of the Province of British Columbia and Crown corporations:

BRITISH COLUMBIA LIQUOR DISTRIBUTION BRANCH
NOTES TO THE FINANCIAL STATEMENTS
March 31, 2009
(Tabular amounts in \$000s)

Year Ending March 31	<u>2009</u>	<u>2008</u>
Liabilities at March 31 with related parties include:		
Accounts payable	<u>\$ 89</u>	<u>\$ 391</u>
Payments to related parties were made for the following:		
Salaries, wages and benefits	\$ 26,852	\$ 25,599
Telephone	2,558	3,536
Light, water and fuel	1,684	1,773
Data processing	1,378	274
Other operating expenses	1,029	374
Stationary and supplies	1,004	1,093
Professional fees	432	203
Merchandising	100	146
Repairs and maintenance	48	32
Loss prevention	17	10
Rents	17	-
Travel	6	141
Warehouse equipment costs	2	4
Interest on long term liabilities	0	1
	<u>\$ 35,127</u>	<u>\$ 33,186</u>
Payments from related parties were received for the following:		
Other income	<u>\$ 62</u>	<u>\$ 38</u>

Other related party transactions have been disclosed elsewhere in the notes to the financial statements.

16. COMPARATIVE FIGURES

Certain comparative figures have been reclassified to conform to the financial statement presentation adopted in the current year.

The cash flow statement for the prior year has been reclassified to conform with the presentation in the current year for the acquisition of property, plant and equipment and capital project assets at gross outlays instead of net outlays. This resulted in a decrease in cash spent on acquisition of property, plant and equipment by \$4.7 million, offset by an equal increase in cash used to acquire capital project assets.

BRITISH COLUMBIA LIQUOR DISTRIBUTION BRANCH

Schedule of Debts

B.C. Liquor Distribution Branch's long term debt is not secured by debt instruments nor is it covered by sinking funds or reserves.

Prepared under the Financial Information Regulation, Schedule 1, section 4.

Schedule of Guarantee and Indemnity Agreements

B.C. Liquor Distribution Branch has not given any guarantees or indemnities under the Guarantees and Indemnities Regulation.

Prepared under the Financial Information Regulation, Schedule 1, section 5.

BRITISH COLUMBIA LIQUOR DISTRIBUTION BRANCH

Schedule of Remuneration and Expenses For The Year Ended March 31, 2009

Name	Remuneration	Expenses	Total
Akbulatov,R.	82,514	11	82,525
Anand,P.	105,616	-	105,616
Apolinario,F.	101,067	1,250	102,317
Bains,P.	76,663	347	77,009
Ballantyne,D.	83,016	1,012	84,028
Barker,W.	84,836	581	85,417
Barley,T.	81,017	8,390	89,407
Bissoondatt,R.	122,092	16,164	138,256
Branham,G.	104,527	9,302	113,829
Brown,A.	90,266	14,513	104,780
Brown,R.	99,640	-	99,640
Caldwell,D.	80,915	10,175	91,091
Cann,R.	76,159	491	76,651
Chambers,J.	183,305	37,925	221,230
Chan,D.	100,334	-	100,334
Cheung,L.	89,277	3,593	92,870
Chu,E.	78,547	-	78,547
Daizell,P.	86,954	3,632	90,586
Deng,W.	94,444	1,720	96,164
Deo,K.	84,292	1,729	86,022
Dockstader,R.	90,838	228	91,066
Dorval,K.	89,444	-	89,444
Douglas,B.	76,720	23	76,743
Eckstein,J.	86,440	3,562	90,002
Elder,T.	82,812	4,685	87,497
Farley,D.	109,864	5,788	115,652
Ferrara,R.	76,856	5,564	82,420
Fong,J.	81,000	1,098	82,098
Fontaine,D.	81,226	3,651	84,878
Fukuhara,M.	92,671	3,290	95,961
Gauthier,G.	86,107	4,892	90,999
Groff,A.	77,982	-	77,982
Hall,G.	99,781	3,918	103,700
James,R.	93,240	3,546	96,786
Johnson,R.	76,263	786	77,049
Jowett - Morham,K.	92,654	4,492	97,147
Kaldenhoven,K.	96,015	3,001	99,017
Kapeluck,D.	93,724	-	93,724
Keller,N.	97,501	-	97,501
Kent,D.	75,126	-	75,126

BRITISH COLUMBIA LIQUOR DISTRIBUTION BRANCH

Schedule of Remuneration and Expenses For The Year Ended March 31, 2009

Name	Renumeration	Expenses	Total
Kho,P.	90,046	4,050	94,096
Kok,R.	97,652	-	97,652
Kuromi,G.	84,331	538	84,869
Lau,T.	91,928	260	92,188
Lidin,G.	90,812	2,140	92,952
Low,E.	86,416	2,097	88,513
Mcdonald,R.	100,173	-	100,173
McDonnell,K.	85,017	-	85,017
Mogg,D.	101,440	2,784	104,224
Mohn,D.	82,643	4,040	86,683
Mok,K.	98,913	443	99,357
Molnar,Z.	106,754	460	107,214
Morse,D.	93,972	4,567	98,538
Nanji,A.	96,114	1,194	97,308
Olynyk,Z.	101,484	-	101,484
Patten,M.	93,873	5,453	99,325
Petersen,S.	103,020	2,039	105,059
Porcina,J.	83,886	46	83,933
Primrose,R.	94,269	-	94,269
Procopio,M.	99,016	4,853	103,869
Randhawa,P.	78,802	-	78,802
Robertson,J.	79,339	54	79,394
Schmaltz,T.	88,816	3,347	92,162
Scopelleti,J.	81,551	4,605	86,156
Shariff,A.	90,900	394	91,295
Straith,M.	117,142	260	117,402
Stuart,P.	81,187	2,749	83,936
Tougas,R.	96,655	-	96,655
Tymo,N.	82,250	2,105	84,354
Wilcox,D.	97,110	6,388	103,498
Wilson,K.	110,940	8,728	119,668
Wong,A.	110,110	2,167	112,277
Woo,K.	113,596	-	113,596
Zamjitski,S.	79,212	-	79,212
Zelenika,G.	118,389	14,155	132,544
Zhao,X.	77,129	-	77,129
Total for >\$75,000	7,046,636	239,274	7,285,910
Total for <\$75,000	122,613,358	1,229,359	123,842,717
Grand Total	129,659,994	1,468,633	131,128,626

BRITISH COLUMBIA LIQUOR DISTRIBUTION BRANCH

Remuneration And Expense Reconciliation For The Year Ended March 31, 2009

Total remuneration (T4) - employees	\$ 129,659,994
Reconciling items:	
Employer paid benefits	29,728,946
Outside temporary services & meal allowances	43,338
WCB & Cost recoveries	(423,719)
Labour allocated to Capital Projects	(1,590,186)
Year end adjustments (Net)	253,352
Year end payroll accruals	2,960
Pre-retirement payments	(1,483,011)
Other	(82,698)
	<u>156,108,975</u>
Total per Statement of Revenue and Expenditure	
Operating Expenses - Salaries and Wages	<u>156,108,975</u>
	<u>156,108,975</u>
Variance	<u><u>\$ -</u></u>

Prepared under the Financial Information Regulation, Schedule 1, subsection 6(2)

Statement of Severance Agreements

There is 1 severance agreement under which payment commenced between the BC Liquor Distribution Branch and a non-unionized employee during the fiscal year ending March 31, 2009.

The agreement was for 1 month of compensation.

Prepared under the Financial Information Regulation, Schedule 1, subsection 6(7)

BRITISH COLUMBIA LIQUOR DISTRIBUTION BRANCH

Schedule Of Payments For The Year Ended March 31, 2009

Supplier Name	Amount
0745248 BC LTD.	110,683
1571 BELLEVUE HOLDINGS INC	105,848
20 VIC MANAGEMENT INC	152,639
2601-2609 WESTVIEW DRIVE LEASEHOLDS LIMITED	214,436
2747 HASTINGS HOLDINGS LTD	85,311
297296 BC LIMITED	96,173
385728 BC LIMITED	1,783,176
448844 BC LIMITED	30,002
490 REID VENTURES LIMITED	152,829
517244 BC LIMITED	143,875
526087 BC LIMITED	47,338
627022 BC LIMITED	173,095
667469 B.C. LTD.	140,429
751394 BC LTD.	68,162
A & K LA BOUTIQUE DU VIN	96,063
ACCELLOS INC	34,375
ACCESS GAS SERVICES INC	151,808
ACCURATE GLASS LIMITED	45,564
ACKLANDS GRAINGER INC	47,891
ACRO MEDIA INC	197,027
AFIC EXIM (CANADA) CORPORATION	793,816
ALBERTA DISTILLERS LIMITED	8,680,137
ALDERGROVE VILLAGE SHOPPING CENTRE LTD	139,127
ALLOY BRANDS INC	307,533
AM/PM	677,330
AMADOR IMPORTERS	242,306
AMERICAN INVESTMENTS LIMITED	110,208
ANARONA WINES LIMITED	399,036
ANDREW PELLER LIMITED	40,740,667
ANGOSTURA CANADA INC.	56,514
ANISOFT GROUP INC	796,665
ANIXTER CANADA INC	31,533
ANNEX CONSULTING GROUP INC	255,143
ANTERRA WESTBANK TOWNE CENTRE LIMITED	229,084
AON REED STENHOUSE	160,050
APOLLO INDUSTRIES LIMITED	123,346
AQUATERRA MANAGEMENT LIMITED	229,782
ARCH EAGLE PROPERTIES LIMITED	91,722
ARCTIC GLACIER INC - BC	41,166
ARPAK STORAGE SYSTEMS CORP	425,403
ARTISAN SAKEMAKER AT GRANVILLE ISLAND	133,217
ASI PLASTICS	30,347
ASOMIMPORTS LIMITED	31,466
ASTROGRAPHIC INDUSTRIES LIMITED	49,536
ATLAS SIGN & AWNING COMPANY	240,794
ATLAS WINE MERCHANTS	11,776,981
AUSTEVILLE PROPERTIES LIMITED	282,661
AUTHENTIC WINE & SPIRITS MERCHANTS	12,824,454
AVALON BREWING CO, THE	461,043
B&L SECURITY PATROL (1981) LIMITED	78,783

BRITISH COLUMBIA LIQUOR DISTRIBUTION BRANCH

Schedule Of Payments For The Year Ended March 31, 2009

<u>Supplier Name</u>	<u>Amount</u>
BACARDI CANADA INC	23,019,893
BACCHUS GROUP, THE	4,173,566
BANDSTRA TRANSPORTATION SYSTEMS LTD	221,363
BANK OF AMERICA NATIONAL ASSOCIATION	5,630,264
BARBIERI DEVELOPMENTS LTD	442,780
BARCA ENTERPRISES LTD	43,935
BARLEY MILL BREWPUB, THE	37,615
BC FLUORESCENT SALES & SERVICE LIMITED	298,840
BC GOVERNMENT EMPLOYEES' UNION	2,183,301
BC HYDRO	1,683,714
BC IMPORTEX TRADING	33,416
BCIMC REALTY CORPORATION	640,133
BECKVILLE WOODCRAFTS LIMITED	204,940
BEL PAR INDUSTRIES LIMITED	168,520
BELL CANADA	71,674
BENINI CONSULTING LTD	62,688
BENTALL LP ITF OPTRUST RETAIL INC	69,754
BEVERAGE INTERNATIONAL DISTRIBUTORS	54,524
BEVERTEC CST INC	25,043
BEYONDTECH SOLUTIONS INC	124,451
BIG RIDGE BREWING COMPANY	35,989
BIG ROCK BREWERY LIMITED BC	4,690,003
BLACK FLY BEVERAGE COMPANY INC	240,358
BLACKSTONE INTERNATIONAL TRADING INC	26,743
BLAKE JARRETT & COMPANY INC	45,360
BLASTED CHURCH VINEYARDS INC	227,336
BLOSSOM WINERY	236,602
BLUE LAGOON HOLDINGS INC	25,838
BLUE NOTE WINE & SPIRITS INC	1,125,711
BLUE SPRUCE INVESTMENTS LIMITED	75,161
BOCCACCIO INVESTMENTS LIMITED	98,023
BOSA PROPERTIES (WHITE ROCK) INC	112,555
BOULTBEE REALTY LIMITED IN TRUST	458,883
BOUTIQUE WINE COMPANY	72,794
BRAINS II CANADA INC	506,979
BRAVO BEER CORPORATION	212,552
BRES-LP	587,135
BREWERS' DISTRIBUTOR LIMITED	503,845,699
BRIAN SHEPHERD	25,897
BRINKS CANADA LIMITED	271,124
BROWN-FORMAN BEVERAGES WORLDWIDE	2,693,767
BRS INTRUST FOR OPTRUST RETAIL INC	245,432
BRUCE ASHLEY GROUP	4,103,520
BUCCI INVESTMENT CORPORATION	306,854
BUDGET PRINTING	56,127
BURROWING OWL ESTATE WINERY LIMITED	67,238
BURROWS & LUONGO	1,618,505
BURTEK SYSTEMS CORP	49,045
BUSINESS OBJECTS CORP	61,494

BRITISH COLUMBIA LIQUOR DISTRIBUTION BRANCH

Schedule Of Payments For The Year Ended March 31, 2009

<u>Supplier Name</u>	<u>Amount</u>
BYERS TRANSPORTATION SYSTEM INC	31,124
CA CANADA COMPANY	231,446
CA DESIGN GROUP INC	570,868
CADBURY BEVERAGES MOTTS C3098	1,169,614
CALIBRIUM INTERNATIONAL LIMITED	3,258,859
CALLAHAN CONSTRUCTION COMPANY	139,493
CAMBIE STREET PROPERTIES INC	641,500
CAMEO ENTERPRISES LIMITED	199,497
CANADA FUTURE INVESTMENT CO	164,782
CANADA POST CORPORATION	37,239
CANADA SAFEWAY LIMITED	2,241,863
CANNERY BREWING CO, THE	681,137
CANREAL MANAGEMENT CORPORATION IN TRUST	169,213
CARLSBERG CANADA INC	1,632,239
CASA HERRADURA SA	323,087
CASELLA WINES PTY LIMITED	1,135,220
CASTER TOWN LTD	79,443
CATALANO ESTATE WINES INC	36,136
CEDAR CREEK ESTATE WINERY	1,402,769
CENTRAL CITY BREWING CO	467,035
CENTRE ELECTRIC LTD.	142,244
CENTURY GROUP LANDS CORPORATION	278,529
CENTURY MARKETING CORP	108,788
CHAMBORD ET CIE	88,383
CHARTON HOBBS INC	14,264,983
CHATEAU DES CHARMES WINES LIMITED	392,522
CHERRY POINT VINEYARDS	42,702
CHESTNUT PROPERTIES LIMITED	271,696
CHILKOOT BREWING COMPANY LIMITED	80,636
CHRISTOPHER STEWART WINE & SPIRITS INC	1,717,625
CHUM RADIO	26,460
CHURCH & STATE WINES INC., DBA	203,520
CITATION DEVELOPMENTS LTD	183,361
CITY OF KAMLOOPS	200,138
CITY OF VANCOUVER	803,952
CITY TRANSFER INC	224,123
CLARKE TRANSPORT	2,053,604
CLEARBROOK TOWN CENTRE LIMITED	291,461
CLEARWATER ENTERPRISES LIMITED	46,451
COAST LIGHTING (VI) LIMITED	184,631
COAST PAPER	68,714
COGNOS ULC	149,887
COLLEGE HEIGHTS PLAZA	112,875
COLLIERS MACAULAY NICOLLS	1,059,345
COLUMBIA PLACE COLUMBIA SQUARE HOLDINGS INC	431,060
COLYVAN PACIFIC REAL ESTATE MANAGEMENT SERVICES LTD	30,226
COMET TRANSPORT LTD	25,485
COMMANDER WAREHOUSE EQUIPMENT LIMITED	25,886
COMMERCIAL LOGISTICS INC	1,593,343

BRITISH COLUMBIA LIQUOR DISTRIBUTION BRANCH

Schedule Of Payments For The Year Ended March 31, 2009

<u>Supplier Name</u>	<u>Amount</u>
COMOX PACIFIC EXPRESS LTD	37,850
COMPUGEN INC	188,048
CONCEPT HOUSE INC	847,497
CONCORD PACIFIC GROUP INC	93,603
CONCORD SECURITY CORPORATION	1,860,406
CONSUMING VENTURES INC	94,720
CONTAINER WORLD FORWARDING SERVICES INC.	97,839
CONTINENTAL IMPORTERS LIMITED	259,729
CONTROL SOLUTIONS LTD	38,705
COOPERS CREEK VINEYARD LIMITED	132,046
CORAL ENVIRONMENTS LIMITED	51,468
CORBY DISTILLERIES LIMITED	39,522,626
CORPORATE CLASSICS CATERERS	50,946
CORPORATE EXPRESS LIMITED	313,253
CORPORATE INSIGHTS INC	68,250
CRANNOG ALES LIMITED	182,857
CRESTON VALLEY MALL LIMITED	69,252
CRU EXPORT MANAGEMENT GROUP LTD.	1,185,246
CULIN IMPORTERS LIMITED	112,276
DASILVA DEVELOPMENTS LIMITED	154,086
DATA GROUP OF COMPANIES, THE	35,572
DATATECH BUILDING LP	180,445
DATAVANTAGE CORPORATION	67,962
DAVAMCO CHARTERS INC	83,483
DAVID HERMAN & SON LIMITED	2,523,822
DAWN INSTALLATIONS LTD.	182,652
DEAN'S OILFIELD SERVICES LTD	152,848
DELANCEY DIRECT INC	132,110
DELFT GROUP INC, THE	4,650,351
DELOITTE & TOUCHE LLP	223,909
DEMCO ENTERPRISES LIMITED	364,615
DEN BORNHOLMSKE SPRITFABRIK APS	32,372
DHL EXPRESS (CANADA) LIMITED	35,820
DIAGEO CANADA INC	60,394,047
DIAMOND ESTATES WINES & SPIRITS LIMITED	2,227,645
DICK DAR	31,922
DIONY TRADING INC	51,539
DIRECT SOURCE INTERNATIONAL INC	270,861
DISCOVERY LAUNCH WATER TAXI LIMITED	27,350
DMS MECHANICAL LTD	45,699
DO ALL ENTERPRISES	504,697
DOCK PRODUCTS CANADA INC	26,808
DOGWOOD SIGN & LIGHT MAINTENANCE	51,168
DOLLARTON SHOPPING CENTRE	206,613
DOMAINE COMBRET LIMITED	120,866
DOMAINE PINNACLE INC	133,737
DONALD & IRIS WILLIAMS	31,599
DORSET REALTY GROUP	735,315
DRAGON INSTALLATIONS	33,918
DREAM WINES CORPORATION	456,954
DRIFTWOOD BREWING	165,870

BRITISH COLUMBIA LIQUOR DISTRIBUTION BRANCH

Schedule Of Payments For The Year Ended March 31, 2009

<u>Supplier Name</u>	<u>Amount</u>
DRIFTWOOD PROPERTIES LIMITED	32,026
DTM SYSTEMS CORPORATION	718,628
DYNAMIC CHOCOLATES INC	122,470
E&J GALLO WINERY CANADA LIMITED	8,035,820
ECONOWISE OFFICE FURNITURE LTD.	25,744
EDGAR DESIGNS	402,702
EDOKO FOOD IMPORTERS LIMITED	39,493
EECOL ELECTRIC CORP	38,440
EMPSON CANADA	499,875
ENCORP PACIFIC CANADA	41,439,395
ENERPRO SYSTEMS CORP	46,524
ENERSYS CANADA INC	25,219
ENOTECA BACCO	317,431
EXCEL INDUSTRIAL POWER SYSTEMS INC	32,834
EXECUTIVE HOTEL & CONFERENCE CENTRE BURNABY	34,234
EXPRESS DATA LIMITED	170,174
F KORBEL & BROTHERS	57,392
F&G DELIVERY LIMITED	873,056
FAIRMILE DEVELOPMENTS LIMITED	210,951
FARMSTEAD WINES INC	131,144
FAT CAT BREWERY LIMITED	182,034
FCB PROPERTY MANAGEMENT SERVICES LP	219,829
FERNIE BREWING CO	520,667
FETZER VINEYARDS	1,454,991
FINE VINTAGE LIMITED	67,568
FINEVINE IMPORTS INC	33,272
FINLANDIA VODKA WORLDWIDE LIMITED	1,155,702
FIREWEED BREWING CORP	2,573,770
FIRST CAPITAL (GORGE) CORPORATION	174,796
FIRST CAPITAL (LONGWOOD STATION) CORP	146,631
FIRST CAPITAL (PORT PLACE) CORPORATION	118,962
FIRST CAPITAL (TERMINAL PARK) CORPORATION	497,327
FLEXAHOPPER PLASTICS LTD	110,179
FOREMOST WINE DOMAINES	887,671
FORT WINE COMPANY INC, THE	28,613
FORTISBC INC	36,251
FOSTER'S WINE ESTATES INC	16,414,750
FRANKLIN COVEY CANADA LIMITED	67,103
FRASER LAKE SHOPPING CTR INC	34,832
FRATELLI BOLLA SPA	410,960
FREE HOUSE WINES & SPIRITS LIMITED	3,116,579
FUJITSU CONSULTING (CANADA) INC	183,105
G PALOUBIS & SON INC	394,630
G SAN IMPORTS LIMITED	28,482
G4S CASH SERVICES (CANADA) LIMITED	264,462
G8 GLOBAL TRADES LIMITED	26,888
GALIANO ISLAND	28,588
GARTNER CANADA CO.	53,183
GEE RICK HOLDINGS LIMITED	170,000

BRITISH COLUMBIA LIQUOR DISTRIBUTION BRANCH

Schedule Of Payments For The Year Ended March 31, 2009

<u>Supplier Name</u>	<u>Amount</u>
GEHRINGER BROS ESTATE WINERY	1,620,408
GENERAL FASTENERS LIMITED	66,031
GENERAL PROPERTIES LIMITED	53,738
GEORGES DUBOEUF	45,182
GIFFARD	118,448
GIVEX CANADA CORP.	147,193
GLENMORE PRINTING	498,591
GOLDEN MASONIC CENTRE SOCIETY	66,555
GOODBYE GRAFFITI INC	44,504
GORDON OSTERLOH	78,791
GRADY WINE MARKETING INC	6,971,789
GRAFF RETAIL GROUP, THE	154,834
GRANVILLE ISLAND BREWING COMPANY	22,652,001
GRAY MONK CELLARS	1,923,063
GREAT WEST LIFE ASSURANCE CO	161,302
GREAT WESTERN BREWING CO LIMITED	541,578
GROSVENOR CANADA LIMITED	235,694
GROUPE ONE CONSULTING INC. DBA CELEBRITY CELLARS CANADA	89,937
GUELPH TWINES LIMITED	51,744
GUILDFORD TOWN CENTRE LIMITED PARTNERSHIP	215,916
GULF ISLANDS BREWERY LIMITED	192,093
GUNTHER MELE LIMITED	79,882
HALO METRICS	42,821
HANSEN'S CHRISTMAS STUFF	138,541
HARBOUR CENTRE COMPLEX LIMITED	284,587
HARDING FORKLIFT SERVICES LIMITED	742,716
HAWTHORNE MOUNTAIN VINEYARDS	2,725,138
HAYS SPECIALIST RECRUITMENT (CANADA) INC	121,524
HEARTHSTONE PROPERTIES LIMITED	308,458
HECATE PAINTING & SANDBLASTING	28,985
HEENAN BLAIKIE LLP	87,116
HEILTSUK FREIGHT AGENCY	29,752
HEINEKEN ENTERPRISES SAS	51,230
HELIJET INTERNATIONAL INC	25,655
HEMLOCK PRINTERS LIMITED	81,020
HENRY OF PELHAM FAMILY ESTATES	174,934
HERITAGE QUAY DEVELOPMENTS LIMITED	35,233
HERITAGE REALTY PROPERTIES LIMITED	183,034
HESTER CREEK ESTATE WINERY	164,550
HEWLETT PACKARD (CANADA) LIMITED	253,546
HI BRIDGE CONSULTING GROUP	209,876
HIGHWOOD DISTILLERS LIMITED	3,538,343
HILL'S LIQUERE (N AMERICA) INC	243,896
HIRAM WALKER & SONS LIMITED	2,757,301
HODGSON ELECTRIC INC	54,214
HOG'S BREATH COFFEE CO LTD	46,724
HOLACO CONSTRUCTION (1997) LTD	1,051,751
HOME DEPOT	50,278
HOWARD NEMTIN & ASSOCIATES LIMITED	47,000

BRITISH COLUMBIA LIQUOR DISTRIBUTION BRANCH

Schedule Of Payments For The Year Ended March 31, 2009

<u>Supplier Name</u>	<u>Amount</u>
HOWE SOUND BREWING	595,269
HR MANAGEMENT CONSULTANTS LTD	58,141
HUGH & MCKINNON REALTY LTD IN TRUST	116,005
IBM CANADA LIMITED	180,087
IKON OFFICE SOLUTIONS, INC	72,999
IM MARKETING LIMITED	29,927
IMPAC CANADA	557,132
IN DEVELOPMENT CONSTRUCTION	86,600
INDEPENDENT DISTILLERS	1,696,509
INLAND KENWORTH	286,429
INNISKILLIN OKANAGAN VINEYARDS INC	4,640,912
INNISKILLIN WINES INC	364,205
INNOVATIVE COMMODITY IMPORTS LIMITED	127,896
INTEGRITY-PAAHI SOLUTIONS INC	307,155
INTEPLAST BAGS & FILMS CORPORATION	1,134,670
INTERIOR ICE & WATER INC.	32,924
INTERIOR PLUMBING & HEATING LIMITED	149,529
INTERNATIONAL CELLARS INC	6,197,929
INTERNATIONAL DISTILLERS & VINTNERS	73,600
INTERNATIONAL SOURCES LTD	29,948
INTERNATIONAL WEB EXPRESS	251,766
INTERSTATE BATTERY SYSTEMS OF BC	55,532
INVESTORS GROUP TRUST CO LIMITED	291,308
IOS FINANCIAL SERVICES	97,856
IPSOS REID LP	124,635
IRON MOUNTAIN CANADA CORPORATION	42,183
IRONWOOD DEVELOPMENTS LIMITED	392,606
ISABELLA WINERY LTD	83,033
ISC INTERNATIONAL SYSTEMS CONSULTING LIMITED	152,132
ISLAND ICE LIMITED	32,142
ISLAND WESTCOAST DEVELOPMENTS LTD	769,677
J. ROBERT THIBODEAU ARCHITECTURE & DESIGN INC	119,581
JACK & JILL LAUNDRY & DRY CLEANERS LIMITED	51,027
JACOB BROS CONSTRUCTION	89,250
JADE INVESTMENTS LIMITED	61,707
JAMES L PETERSON	30,454
JASON KYLE	124,856
JDA SOFTWARE CANADA LIMITED	463,410
JDK SIGN MAINTENANCE	55,653
JENSEN, O	51,050
JF HILLEBRAND CANADA INC	256,440
JNE RETAIL EQUIPMENT LIMITED	132,280
JOHN ALLEN BREWING CO LIMITED, THE	64,781
JOHN F KELLY & ASSOCIATES	959,595
JORDANS RUGS LTD.	41,175
JULIA SMITH	41,069
KAMLOOPS POWDER COATINGS	63,166
KELLAND FOODS HOLDINGS LIMITED	143,008
KEN MAYER STUDIOS	196,160
KENNEDY KAM	464,285
KENWAY INTERNATIONAL TRADING LIMITED	81,185

BRITISH COLUMBIA LIQUOR DISTRIBUTION BRANCH

Schedule Of Payments For The Year Ended March 31, 2009

<u>Supplier Name</u>	<u>Amount</u>
KEVINGTON BUILDING CORP	217,933
KING DAY HOLDINGS LIMITED	193,176
KING DAY TRADING LIMITED	95,895
KINGS CROSS SHOPPING CENTRE	224,689
KINGSGATE MALL LP	251,579
KIRKWOOD GROUP, THE	1,765,652
KITTLING RIDGE LIMITED	202,523
KLR CONSULTING INC	130,203
KNIGHT SIGNS	95,453
KOBAIR HOLDINGS LIMITED	48,768
KPMG	72,717
KRONIER & SPARROW LIMITED	199,321
LA BRASSERIE MCAUSLAN INC	531,427
LABATT BREWERIES OF CANADA	25,720,677
LAKE VIEW CREDIT UNION	71,016
LANDMARK SELECTIONS LIMITED	5,532,739
LANG VINEYARDS LIMITED	194,236
LANIGAN & EDWARDS WINE MERCHANTS (BC) LTD	354,804
LAUREL POINT INN	47,260
LBJ PROPERTIES LTD.	77,399
LEAVITT MACHINERY	112,916
LGA CONSULTING INC	62,523
LIBATIONS ETC	26,059
LIBERTY MERCHANT COMPANY INC	2,941,639
LIGHTHOUSE BREWING COMPANY LIMITED	3,739,635
LIQUID ART FINE WINES	1,913,549
LMP ENTERPRISES	35,932
LOCKE PROPERTY MANAGEMENT IN TRUST	57,817
LONE TREE CELLARS	349,690
LONG VIEW SYSTEMS CORPORATION	104,307
LONGWOOD BREW PUB LIMITED	195,703
LOON PROPERTIES INC	429,906
LOS VINOS MERCHANTS LIMITED	118,448
LOTHAR HEINRICH AGENCIES LIMITED	1,860,779
LOWRY SALES BC LIMITED	32,182
LUXCO	25,293
LYNN VALLEY SHOPPING CTR	303,672
MAAST PROPERTIES & INVESTMENTS LIMITED	33,734
MACKENZIE VENTURES LIMITED	52,886
MAGNOTTA CORPORATION	72,224
MAGNUM CONSULTANTS LIMITED	487,687
MAISON DES FUTAILLES	55,627
MALINDA DISTRIBUTORS INC	109,432
MALLEN ARCHITECTURE INCORPORATED	93,719
MAPLE LEAF PROPERTY MGMT	325,076
MAR COMPUTER SYSTEMS INC	82,735
MARCUS VON ALBRECHT / VON ALBRECHT & ASSOC.	33,025
MARFFUL CONSULTANTS	551,151

BRITISH COLUMBIA LIQUOR DISTRIBUTION BRANCH

Schedule Of Payments For The Year Ended March 31, 2009

<u>Supplier Name</u>	<u>Amount</u>
MARINER SQUARE LIMITED PARTNERSHIP	253,168
MARK ANTHONY GROUP INC	60,224,385
MARKAT SERVICES	68,187
MARK'S WORK WEARHOUSE LIMITED	174,416
MASON LIFT LIMITED	75,289
MAXXIUM CANADA INC	22,237,445
MCCLELLAND PREMIUM IMPORTS	81,122
ME & LEWIS IDEAS INC	74,465
MEAGHERS DISTILLERY LIMITED	8,198,264
MEDALLION WINE MARKETING INC	2,815,788
MEDICAL SERVICES PLAN	2,267,090
MESA HOLDINGS	31,275
METAFORE CORPORATION	468,131
METROPOLITAN HOTEL	42,513
MICROSERVE BUS COMP SERVICE LT	37,284
MID ISLAND CONSUMER SERVICE CO-OPERATIVE	33,639
MIDLYN HR COMMUNICATIONS	108,767
MIKE WEIR WINE	94,697
MILL BAY CENTRE	106,703
MINISTER OF FINANCE & CORPORATE RELATIONS	18,837,944
MISSION SPRINGS DEVELOPEMENTS LIMITED	43,158
MITCHELL PRESS LIMITED	680,683
MJS BEVERAGE CONCEPTS INT'L	1,122,906
MOLSON CANADA 2005	67,609,217
MORE MARINE LIMITED	613,617
MORGUARD REAL ESTATE INVESTMENT TRUST	224,657
MORRIS & DEBORAH KROMHOUT	39,472
MORRISON HERSHFIELD LIMITED	67,882
MOTT ELECTRIC LIMITED	207,869
MOUNTAIN PACIFIC PROPERTIES LIMITED	84,652
MSR	40,218
MT BEGBIE BREWING COMPANY LIMITED	768,424
MT BOUCHERIE ESTATE WINERY	153,515
NASHCO CONSULTING LIMITED	25,960
NATIONAL GRAPHIC SOLUTIONS INC	34,172
NELSON & DISTRICT CREDIT UNION	48,456
NELSON BREWING COMPANY, THE	1,817,878
NEW WORLD WINES	514,111
NEWFOUNDLAND LIQUOR CORP	177,315
NK'MIP CELLARS INC	1,682,868
NOORT INVESTMENTS	71,283
NORDAHL CRAIG CUMMINGS & GARES	67,200
NORTH LANGLEY SHOPPING CENTRE LIMITED	189,975
NORTH SHORE LANDSCAPING AND PAVING LIMITED	99,457
NORTHAM BREWERY LP	7,266,525
NORTHILLS SHOPPING CENTRE	192,404
NORTHLEAF FOODS	88,015
NORTHWEST WASTE SYSTEMS INC	36,356
NOVACOM CONSTRUCTION LTD	374,454
NWA REALTY ADVISORS LTD.	71,068

BRITISH COLUMBIA LIQUOR DISTRIBUTION BRANCH

Schedule Of Payments For The Year Ended March 31, 2009

<u>Supplier Name</u>	<u>Amount</u>
OA SOLUTIONS	83,356
OASIS BAGS	157,473
OCR CANADA LIMITED	119,911
OKANAGAN BARREL WORKS 2001 LIMITED	32,352
OKANAGAN SPIRITS INC	88,231
OKANAGAN SPRING BREWERY LIMITED	80,970,359
OLD YALE BREWING CO LIMITED	157,007
OMEGA TRADING GROUP LIMITED	75,917
OMNI FACILITY SERVICES CANADA CORP	156,393
ONNI DEVELOPMENT (IOCO ROAD) CORP.	91,181
ONNI PROPERTY MANAGEMENT SERVICES LTD.	430,235
ORACLE CORPORATION CANADA INC	602,659
OSOYOOS LAROSE	1,259,750
OSPREY TRUCKING LTD	43,932
OVERWATEA FOOD GROUP LP	90,231
P.R. BRIDGE SYSTEMS LTD	52,691
PACIFIC BREEZE WINERY LTD	175,612
PACIFIC MANAGEMENT	122,684
PACIFIC PALLET LIMITED	566,856
PACIFIC WESTERN BREWING COMPANY	15,277,871
PACIFIC WINE & SPIRITS 1995	1,645,200
PALLET FACTORY LIMITED	124,068
PANASONIC CANADA INC	64,883
PARADISE RANCH WINES CORP	567,810
PARAMOUNT PALLET INC	46,814
PARK ROYAL SHOPPING CENTRE HOLDINGS LTD	535,027
PARKWOOD CONSTRUCTION LTD	235,732
PATAGONIA IMPORTS LTD	63,601
PATRON SPIRITS LIMITED, THE	51,735
PEACOCK & MARTIN	557,385
PENINSULA VILLAGE SHOPPING CENTRE LIMITED	291,390
PENTICTON PLAZA IN TRUST	235,566
PERFORMANCE PAINTING & DECORATING	135,848
PETER MIELZYNSKI AGENCIES LIMITED	10,815,993
PHH VEHICLE MANAGEMENT SVCS	239,838
PHILIPPE DANDURAND WINES LIMITED	3,692,958
PHILLIPS BREWING CO	3,769,485
PHILLIPS PRODUCTS CO LLC	1,814,084
PILLITTERI ESTATES WINERY	33,690
PINE CENTRE HOLDINGS INC.	411,111
PINNACLE INTERNATIONAL REALTY GROUP II INC	403,705
POINT GREY IMPORTERS LTD.	50,902
POOLES ROCK WINES PTY LTD	41,074
POSTAGE BY PHONE	273,525
POWER VAC SERVICES	38,976

BRITISH COLUMBIA LIQUOR DISTRIBUTION BRANCH

Schedule Of Payments For The Year Ended March 31, 2009

<u>Supplier Name</u>	<u>Amount</u>
PRAIRIE WEST MILLWORK CORP.	29,217
PREMIER BRANDS LIMITED	2,802,719
PREMIUM BEER COMPANY, THE	1,651,065
PRICE WATERHOUSE COOPERS LLP	335,888
PRICE'S LOCK & SAFE (VCR) LIMITED	48,691
PRO BUYERS LLC	43,222
PROACTIVE RESOLUTIONS INC	30,188
PROLIFT EQUIPMENT LIMITED	78,978
PROLINE MANAGEMENT LTD	36,057
PROSPERO INTERNATIONAL REALTY INC.	638,707
PTPC CORRUGATED COMPANY	92,189
PUBLIC SERVICE PENSION PLAN	18,263,026
QINGHUA INTL TRADE DEVELOPMENT CORP	461,912
QUAFF WINES & SPIRITS	29,423
QUAILS' GATE ESTATE WINERY LIMITED	1,745,783
QUARTECH SYSTEMS LIMITED	130,151
R&B BREWING INC	1,015,840
R&H CREEKSIDE	217,913
RADIUM MOTORS LIMITED	52,335
RADONS BROS FARMS LIMITED	101,632
RARE FINDS WINE IMPORTS LIMITED	185,569
REALCOM ADVISORS INC	300,624
RECEIVER GENERAL FOR CANADA	253,520,794
RED DOG SALES & MARKETING	250,152
RED RIVER PACKAGING PRODUCTS	267,829
RED ROOSTER WINERY	2,321,255
REDIRACK WAREHOUSE SYSTEMS	111,108
RENAISSANCE WINE MERCHANTS LIMITED	1,824,707
RESOLUTION REPROGRAPHICS LTD	69,482
REVELSTOKE LAND & DEVELOPMENT CO LD	114,204
RG DUNN ELECTRICAL SERVICES (KAMLOOPS) LTD	144,075
RGIS INVENTORY SPECIALISTS	37,524
RHINO PRINT SOLUTIONS	415,526
RICHMOND PROPERTY GROUP	338,699
RIVER ROCK PROPERTIES (VANCOUVER) LTD	430,287
RIVERBEND METAL (1997) CORP	41,595
ROAD 13 VINEYARDS	456,553
ROBERT HALF MANAGEMENT RESOURCES	141,592
ROCKY CREEK WINERY	27,041
ROCKY MOUNTAIN WINES LIMITED	599,691
ROGERS	45,747
RURAL STORES LIMITED	125,520
RUSSELL BREWING CO LIMITED	2,847,641
RUTH SINGER INVESTMENT LIMITED	194,559
S.A. JACQUES & FRANCOIS LURTON	33,959
SAHARA DEVELOPMENT CO LIMITED	194,608
SAN NICOLA HOLDINGS INC	171,978
SANDRA M FIKUS	38,918
SANIKO TRADING CORP	38,110
SATURNA ISLAND VINEYARDS	135,726

BRITISH COLUMBIA LIQUOR DISTRIBUTION BRANCH

Schedule Of Payments For The Year Ended March 31, 2009

<u>Supplier Name</u>	<u>Amount</u>
SAVERIO SCHIRALLI AGENCIES LIMITED	2,871,160
SCHENLEY DISTILLERIES INC	1,324,612
SCHILLER ENTERPRISES LIMITED	86,233
SCHONMARKE ESTATE WINES	105,943
SD 5 VENTURES LIMITED	124,565
SEACOVE CALIFORNIA SELECTIONS LIMITED	403,136
SEACOVE GROUP INC, THE	1,114,397
SEBUCOM INTERNATIONAL CORP	115,314
SECURITY GROUP (VICTORIA)	51,640
SECURITY MACHINE & ALLSPAN MFG	26,513
SELECT WINE MERCHANTS LIMITED	11,964,280
SENTINEL HOLDINGS LIMITED	54,078
SHEARDOWN'S FOODLINER LIMITED	28,182
SHOPPERS CORNER LIMITED	257,541
SHUSWAP PARK HOLDINGS LIMITED	120,688
SI SYSTEMS LIMITED	435,594
SIERRA SYSTEMS GROUP INC.	81,029
SIMAY INVESTMENTS LIMITED	42,096
SNOWBALL TRUCKING & EQUIPMENT INC.	31,046
SOFTCHOICE CORPORATION	276,505
SONOMA CUTRER VINEYARDS	84,565
SOPHIE INVESTMENTS INC	271,483
SORENSEN'S FOOD MART LIMITED	64,469
SOURCE DISPLAY INC	578,318
SPINNAKERS BREW PUB INC	91,052
ST HUBERTUS ESTATE WINERY LIMITED	218,054
STATEWOOD PROPERTIES LIMITED	95,947
STEALTH DISTILLERIES CORPORATION	89,101
STILE ENTERPRISES LIMITED	2,595,009
STORM BREWING LIMITED	311,390
STUFFED ANIMAL HOUSE	444,906
SUMAC RIDGE ESTATE WINERY LIMITED	7,581,230
SUMMIT BROOKE DEVELOPMENT CORP	3,228,514
SUMMIT FINE WINES COMPANY	915,084
SUNERA CANADA	28,809
SUNNY CREST MANAGEMENT LIMITED	142,774
SUNNY MARKETING INC	184,645
SUNNY STAR IMPORT EXPORT LIMITED	54,635
SUPER CLEANING SERVICES	26,460
SUPERGRAPHICS	49,845
SUPERIOR PROPANE INC	49,407
SYCORP ENVIRONMENTAL INC	87,696
TANNIN FINE WINES LIMITED	40,932
TATA CONSULTANCY SERVICES LIMITED	923,163
TEEPEE CANADA	201,300

BRITISH COLUMBIA LIQUOR DISTRIBUTION BRANCH

Schedule Of Payments For The Year Ended March 31, 2009

<u>Supplier Name</u>	<u>Amount</u>
TEK SYSTEMS CANADA INC	484,063
TELUS MOBILITY	89,698
TENDER RETAIL	115,275
TERASEN GAS	658,226
TERRAROSA IMPORTS INC	1,532,590
TESSLER & STEIN	30,446
THAT'S LIFE GOURMET LIMITED	142,074
THERAPY VINEYARDS	28,720
THOMAS ROBERT AGENCY, THE	56,175
THOMAS STERLING HOLDING CO	205,765
TIN WHISTLE BREWING CO, THE	295,934
TINHORN CREEK VINEYARDS LIMITED	709,513
TLD COMPUTERS INC	259,027
TM NEW MEDIA INC	58,805
TMK LANDSCAPE MAINTENANCE	27,920
TOP NOTCH COMMERCIAL REPAIRS	27,399
TOTAL IMAGE SIGN & SCREENPRINT INC	41,942
TOUCHSTONE PROPERTY MANAGMENT	98,175
TOWNE MILLWORK LIMITED	110,381
TOWNSHIP 7 VINEYARDS AND WINERY LTD.	83,765
TP SYSTEMS LTD	59,580
TRAC RECORDS INC	187,612
TRAIL BAY PROPERTIES LIMITED	97,758
TRANS CANADA LABELS	25,266
TRANSLINK REVENUE MANAGEMENT DEPT	59,178
TREEN GLOVES & SAFETY PRODUCTS LIMITED	57,236
TRIAGE DATA SOLUTIONS	104,589
TRILLIUM BEVERAGE INC.	39,864
TRILOGY MANAGEMENT SERVICE (TMS) LTD	406,065
TROY SPRINKLER LIMITED	52,768
UNISOURCE CANADA INC	43,700
UNITED DISTRIBUTORS OF CANADA	699,496
UNIVERSITY MARKET PLACE DEVELOPMENT PARTNERSHIP	130,426
UNIVERSITY OF BRITISH COLUMBIA	45,563
URBAN DESIGN GROUP ARCHITECTS LIMITED	345,732
VALEMOUNT HOLDINGS LIMITED	28,303
VALENTINA'S HOLDING CO LIMITED	41,669
VAN KAM FREIGHTWAYS LIMITED	6,814,096
VANCOUVER ISLAND BREWING COMPANY	6,347,424
VANRICK CORPORATION LIMITED	1,866,145
VANSEA HOLDINGS LTD	114,398
VARGAS HOLDINGS CO LIMITED	40,157
VELOSUS SOLUTIONS INC	124,470
VENDEMMIA CONSULTING GROUP	89,550
VESCOR BEVERAGES INC	54,709
VICTOR PROJECTS LIMITED	330,154
VINCOR INTERNATIONAL INC	70,648,692

BRITISH COLUMBIA LIQUOR DISTRIBUTION BRANCH

Schedule Of Payments For The Year Ended March 31, 2009

<u>Supplier Name</u>	<u>Amount</u>
VINEA WINES LIMITED	40,076
VINO ALLEGRO WINE IMPORTS INC	395,403
VINTERRA WINE MERCHANTS INC	625,850
VISUAL VERIFICATION SYSTEMS INC	908,788
W.L CONSTRUCTION LTD	473,364
WAJAX INDUSTRIES LIMITED	50,753
WALDORF WINE GROUP INC	972,827
WARRINGTON PCI ITF AUSTIN	489,490
WAVEFRONT CONSULTING GROUP LTD	70,345
WAYNE GRETZKY ESTATES WINERY	26,435
WEMBLEY MALL	138,766
WERNER SMITH MECHANICAL INC	209,826
WESBILD HOLDINGS LIMITED	298,048
WESCO DISTRIBUTION CANADA LP	130,248
WESGROUP INCOME PROPERTIES LIMITED PARTNERSHIP	113,719
WEST PACIFIC CONSULTING GROUP	195,461
WESTERN INVENTORY SERVICE	45,611
WESTERN ROOFING	45,518
WESTERN SALES LIMITED	52,975
WESTLO FINANCIAL CORP	402,214
WESTMARK	82,359
WESTPEN PROPERTIES LTD	244,492
WESTWAY LIQUORS LIMITED	30,837
WHITE ROCK DISTILLERIES INC	447,860
WHITEFISH BEVERAGE AGENCY LTD	1,030,926
WHITEHALL AGENCIES INC	2,052,568
WILD CAPE LIQUEURS PTY LIMITED	68,068
WILLIAM GRANT & SONS	3,961,627
WILLIAM MARA COMPANY	64,239
WILSON DANIELS LIMITED	34,982
WINCHESTER DISTILLERY	78,715
WINDJAMMER INVESTMENTS LIMITED	37,709
WINE RHAPSODY MUSIC TO YOUR MOUTH	775,474
WINEONLINE.CA	57,922
WINEQUEST WINE & SPIRIT	533,345
WINSPEER INTERNATIONAL GROUP LIMITED	3,856,135
WOLRIGE MAHON LLP	118,568
WOOREE TRADING LTD	543,659
WORKER'S COMPENSATION BOARD	2,078,727
WORLDWIDE SYSTEMS INTEGRATION INC	234,511
WPS DISASTER MANAGEMENT SOLUTIONS LTD.	56,206

BRITISH COLUMBIA LIQUOR DISTRIBUTION BRANCH

Schedule Of Payments For The Year Ended March 31, 2009

Supplier Name	Amount
WRAY & NEPHEW CANADA LIMITED	2,177,299
XEROX CANADA LIMITED	69,871
YENNADON HOLDINGS LIMITED	96,648
ZENTRA COMPUTER TECHNOLOGIES INC	91,862
Total for over \$25,000	1,786,684,515
Total for under \$25,000	7,993,105
Grand Total for suppliers	1,794,677,620

Supplier Name	Amount
Ministry of Finance - Corporate Purchasing Card	
AM/PM SERVICE LTD	49,914
GLENMORE PRINTING LTD	40,259
KOST KLIP MANUFACTURIN	25,793
SOFTCHOICE CORPORATION	52,215
Payments to Suppliers > \$25,000	168,181
Payments to Suppliers < \$25,000	511,561
Total for Ministry of Finance - Corporate Purchasing Card (Included in Ministry of Finance total of \$18,837,944)	679,742

BRITISH COLUMBIA LIQUOR DISTRIBUTION BRANCH

Payment to Suppliers Reconciliation For The Year Ended March 31, 2009

Total of aggregate payments exceeding \$25,000 paid to suppliers	\$ 1,786,684,515
Consolidated total of payments of \$25,000 or less paid to suppliers	7,993,105
Total payments to suppliers	<u>1,794,677,620</u>
Reconciling items:	
Employee related payments	131,128,627
Non-cash operating expenses	132,435,912
Supplier payments not included in operating expenses	(21,970,340)
Third party remittances	(326,636,363)
Change in balance sheet accounts	(8,948,339)
Other	20,511,577
	<u>1,721,198,694</u>
Total per Statement of Revenue and Expenditure	
Cost of Goods Sold	1,451,244,417
Operating Expenses	269,954,277
	<u>1,721,198,694</u>
Variance	<u><u>\$ -</u></u>

Prepared under the Financial Information Regulation, Schedule 1, subsection 7(1)

Statement of Payments for Grants and Contributions


BC Liquor Distribution Branch paid \$36,359 to various municipalities for fees in lieu of business licenses.

Prepared under the Financial Information Regulation, Schedule 1, subsection 7(2)

BRITISH COLUMBIA LIQUOR DISTRIBUTION BRANCH

Statement of Financial Information Approval

The undersigned, as authorized by the Financial Information Regulation, Schedule 1, subsection 9(2), approves all the statements and schedules included in this Statement of Financial Information, produced under the *Financial Information Act*.



Roger M. Bissoondatt, CA, CMA
Executive Director, Finance
September 30, 2009