

# Liquor Market Review

Fiscal 2022/23 Q3

December 2022



**LIQUOR  
DISTRIBUTION  
BRANCH**

# Table of Contents

Introduction .....	3
Beer Sales (Net \$) .....	4
Beer Sales (Litres) .....	6
Refreshment Beverages Sales (Net \$) .....	8
Refreshment Beverages Sales (Litres) .....	10
Spirits Sales (Net \$) .....	12
Spirits Sales (Litres) .....	16
Wine Sales (Net \$) .....	20
Wine Sales (Litres) .....	26
Glossary .....	32

# Introduction

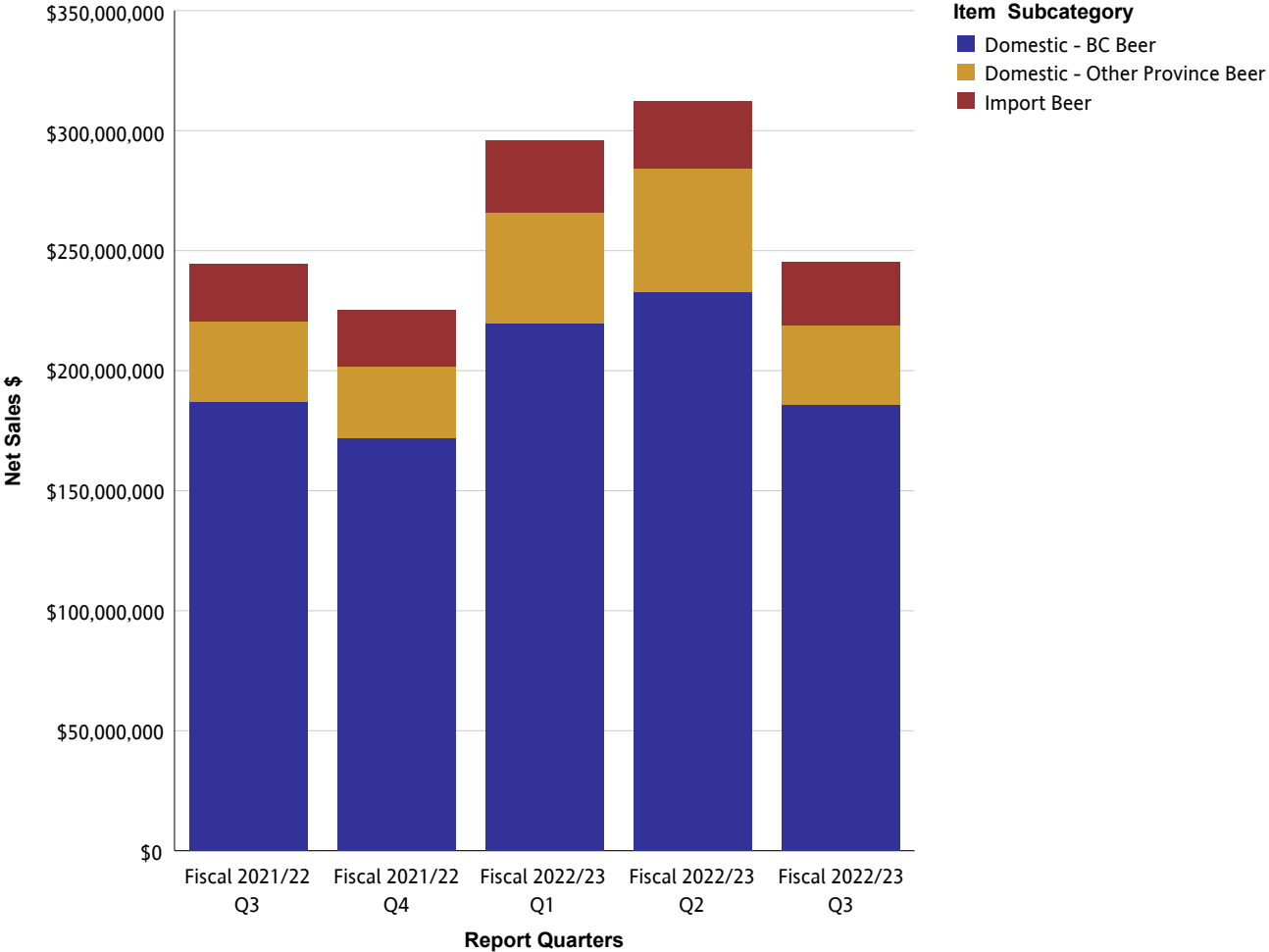
The Liquor Market Review provides provincial sales through the Wholesale channel for beer, refreshment beverages, spirits and wine. Sales are provided in net dollar value and litres. Net dollar value is based on the price paid by the customer and excludes any applicable taxes. For each reporting period, the Liquor Market Review provides summarized sales data for the current quarter and previous four quarters.

The Liquor Distribution Branch fiscal calendar begins on April 1st and ends on March 31st and is comprised of 12 periods. A period can vary in length but roughly follows a calendar month. For example, Q1 reflects Periods 1 – 3 (April, May and June).

The Liquor Distribution Branch produces the Liquor Market Review four times per year for reporting periods ending in March, June, September and December.

While every effort has been made to ensure accuracy and completeness of figures, this is not guaranteed. It is the express condition of the use of this publication that the Liquor Distribution Branch shall incur no liability.

# Beer Sales (Net \$)

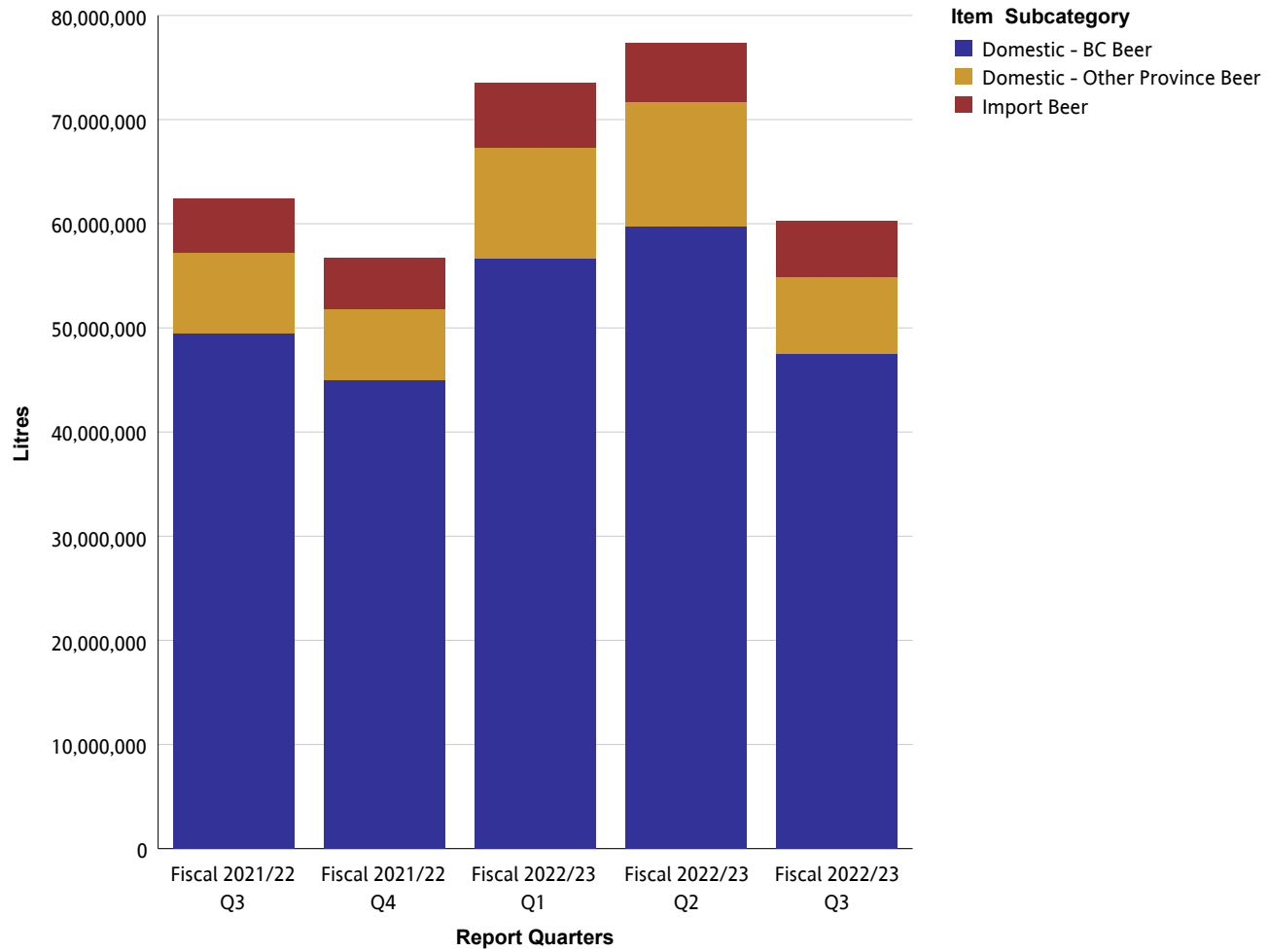


## Beer Sales (Net \$)

### Beer

Net Sales \$		Fiscal 2021/22 Q3	Fiscal 2021/22 Q4	Fiscal 2022/23 Q1	Fiscal 2022/23 Q2	Fiscal 2022/23 Q3
Domestic - BC Beer	Domestic - BC Commercial Beer	\$108,601,191	\$99,934,832	\$124,665,544	\$133,049,459	\$106,716,821
	Domestic - BC Micro Brew Beer	\$34,252,795	\$32,146,798	\$42,378,041	\$45,271,941	\$34,862,348
	Domestic - BC Regional Beer	\$44,270,736	\$39,928,382	\$52,578,641	\$54,278,578	\$44,447,789
	<b>Summary</b>	<b>\$187,124,721</b>	<b>\$172,010,012</b>	<b>\$219,622,225</b>	<b>\$232,599,978</b>	<b>\$186,026,959</b>
Domestic - Other Province Beer	Domestic - Other Province Commercial Beer	\$32,640,414	\$29,080,148	\$45,380,398	\$50,641,555	\$31,964,245
	Domestic - Other Province Micro Brew Beer	\$152,018	\$100,512	\$193,925	\$282,228	\$156,365
	Domestic - Other Province Regional Beer	\$617,698	\$586,235	\$770,746	\$820,689	\$661,215
	<b>Summary</b>	<b>\$33,410,130</b>	<b>\$29,766,895</b>	<b>\$46,345,069</b>	<b>\$51,744,473</b>	<b>\$32,781,825</b>
Import Beer	Asia And South Pacific Beer	\$1,463,254	\$1,408,959	\$1,808,571	\$1,376,746	\$1,745,351
	Europe Beer	\$18,990,913	\$18,447,511	\$22,697,308	\$20,748,876	\$21,097,156
	Mexico And Caribbean Beer	\$1,892,636	\$2,131,294	\$3,533,831	\$3,701,687	\$2,002,692
	Other Country Beer	\$83,450	\$38,683	\$25,964	\$21,482	\$16,526
	USA Beer	\$1,417,354	\$1,381,088	\$1,912,419	\$2,120,379	\$1,523,818
	<b>Summary</b>	<b>\$23,847,607</b>	<b>\$23,407,535</b>	<b>\$29,978,094</b>	<b>\$27,969,171</b>	<b>\$26,385,542</b>
<b>Summary</b>		<b>\$244,382,458</b>	<b>\$225,184,441</b>	<b>\$295,945,388</b>	<b>\$312,313,621</b>	<b>\$245,194,326</b>

## Beer Sales (Litres)

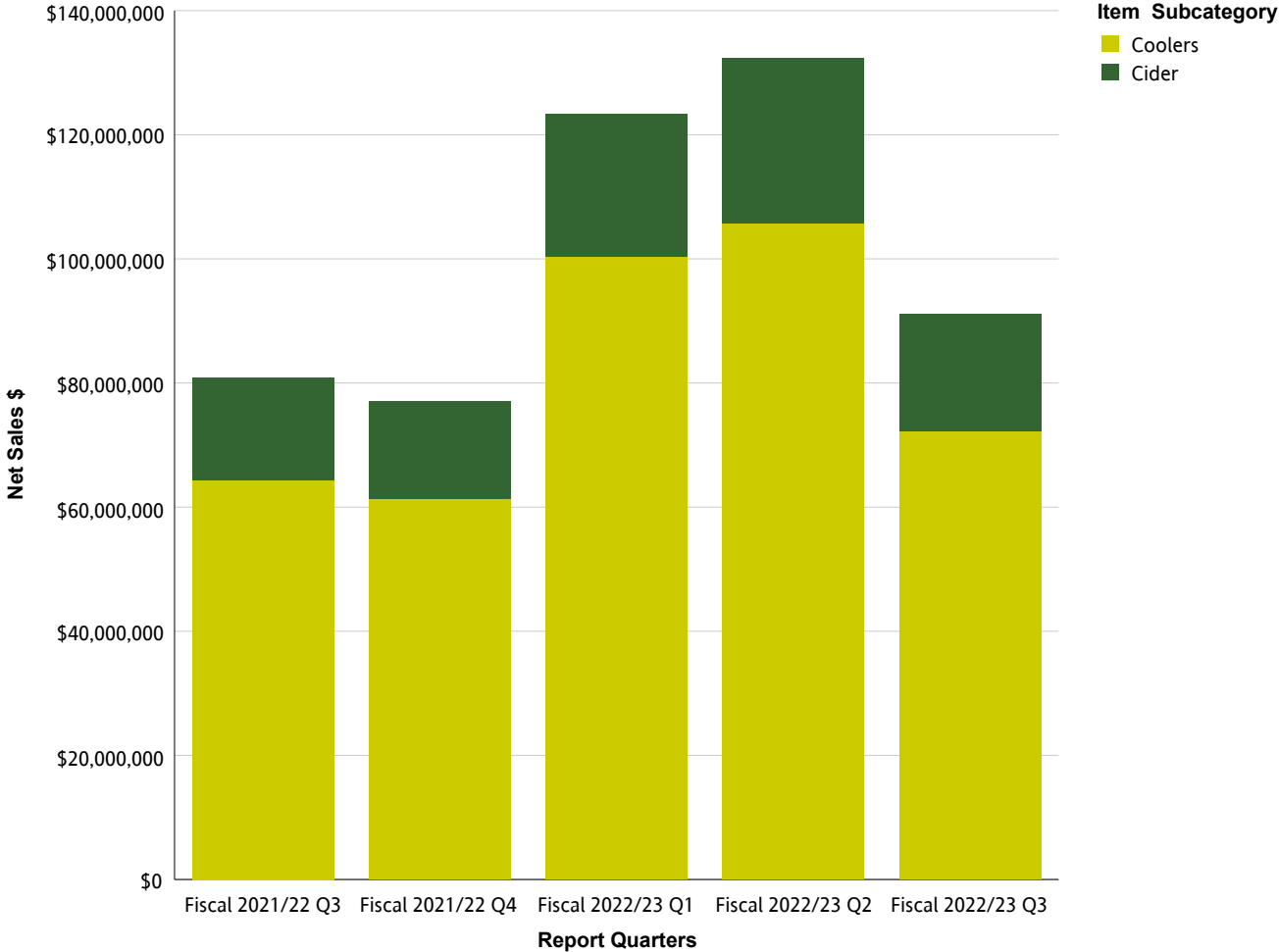


## Beer Sales (Litres)

### Beer

Litres		Fiscal 2021/22 Q3	Fiscal 2021/22 Q4	Fiscal 2022/23 Q1	Fiscal 2022/23 Q2	Fiscal 2022/23 Q3
Domestic - BC Beer	Domestic - BC Commercial Beer	30,901,589	27,945,744	34,220,656	36,514,087	29,204,446
	Domestic - BC Micro Brew Beer	6,794,101	6,498,529	8,621,998	9,100,734	6,874,287
	Domestic - BC Regional Beer	11,741,194	10,555,768	13,822,752	14,187,345	11,440,500
	<b>Summary</b>	<b>49,436,883</b>	<b>45,000,042</b>	<b>56,665,406</b>	<b>59,802,166</b>	<b>47,519,233</b>
Domestic - Other Province Beer	Domestic - Other Province Commercial Beer	7,600,128	6,678,444	10,356,316	11,603,503	7,144,959
	Domestic - Other Province Micro Brew Beer	21,985	13,202	25,591	35,257	21,606
	Domestic - Other Province Regional Beer	174,793	165,147	213,324	226,665	183,898
	<b>Summary</b>	<b>7,796,906</b>	<b>6,856,794</b>	<b>10,595,231</b>	<b>11,865,425</b>	<b>7,350,462</b>
Import Beer	Asia And South Pacific Beer	270,570	249,099	313,137	255,192	305,824
	Europe Beer	4,256,299	3,941,417	4,832,675	4,276,005	4,335,870
	Mexico And Caribbean Beer	363,156	388,696	664,524	682,522	368,712
	Other Country Beer	20,933	8,878	5,524	4,320	3,308
	USA Beer	292,809	301,161	414,227	465,987	319,646
	<b>Summary</b>	<b>5,203,766</b>	<b>4,889,251</b>	<b>6,230,087</b>	<b>5,684,026</b>	<b>5,333,361</b>
<b>Summary</b>	<b>62,437,555</b>	<b>56,746,087</b>	<b>73,490,724</b>	<b>77,351,617</b>	<b>60,203,055</b>	

**Refreshment Beverages Sales (Net \$)**



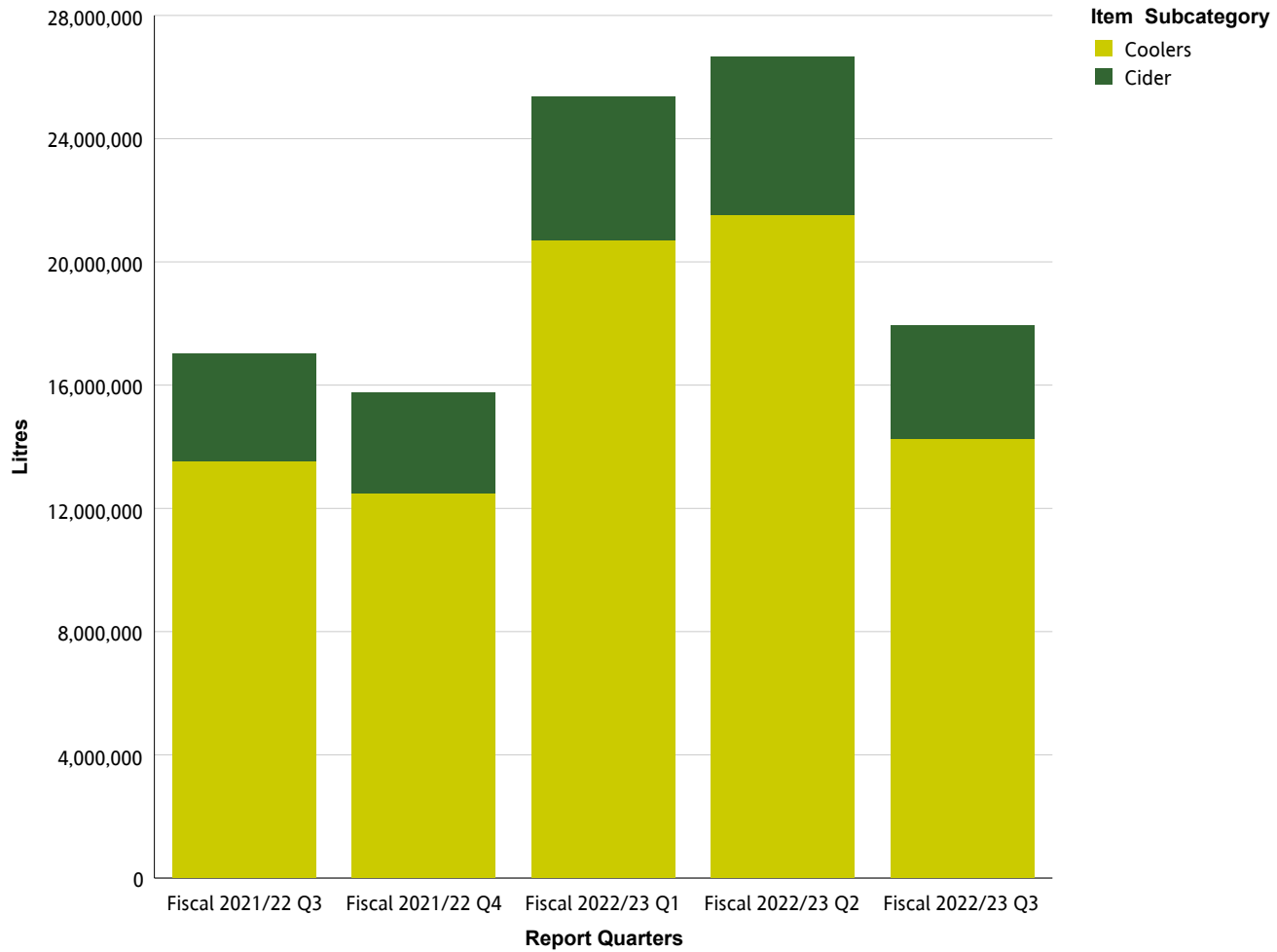


## Refreshment Beverages Sales (Net \$)

### Refreshment Beverages

Net Sales \$		Fiscal 2021/22 Q3	Fiscal 2021/22 Q4	Fiscal 2022/23 Q1	Fiscal 2022/23 Q2	Fiscal 2022/23 Q3
Cider	Domestic Cider	\$13,887,180	\$13,126,457	\$19,519,641	\$23,837,054	\$16,105,836
	Import Cider	\$2,630,838	\$2,523,142	\$3,393,399	\$2,800,011	\$2,839,918
	<b>Summary</b>	<b>\$16,518,017</b>	<b>\$15,649,599</b>	<b>\$22,913,040</b>	<b>\$26,637,066</b>	<b>\$18,945,754</b>
Coolers	Malt-Based Coolers	\$171,097	\$198,025	\$452,351	\$554,057	\$337,971
	Spirit Coolers	\$62,826,744	\$59,808,761	\$97,926,272	\$102,822,986	\$70,331,395
	Wine/Fruit Coolers	\$1,310,117	\$1,439,983	\$2,036,396	\$2,393,713	\$1,523,282
	<b>Summary</b>	<b>\$64,307,959</b>	<b>\$61,446,769</b>	<b>\$100,415,019</b>	<b>\$105,770,756</b>	<b>\$72,192,649</b>
<b>Summary</b>		<b>\$80,825,976</b>	<b>\$77,096,368</b>	<b>\$123,328,059</b>	<b>\$132,407,822</b>	<b>\$91,138,403</b>

## Refreshment Beverages Sales (Litres)

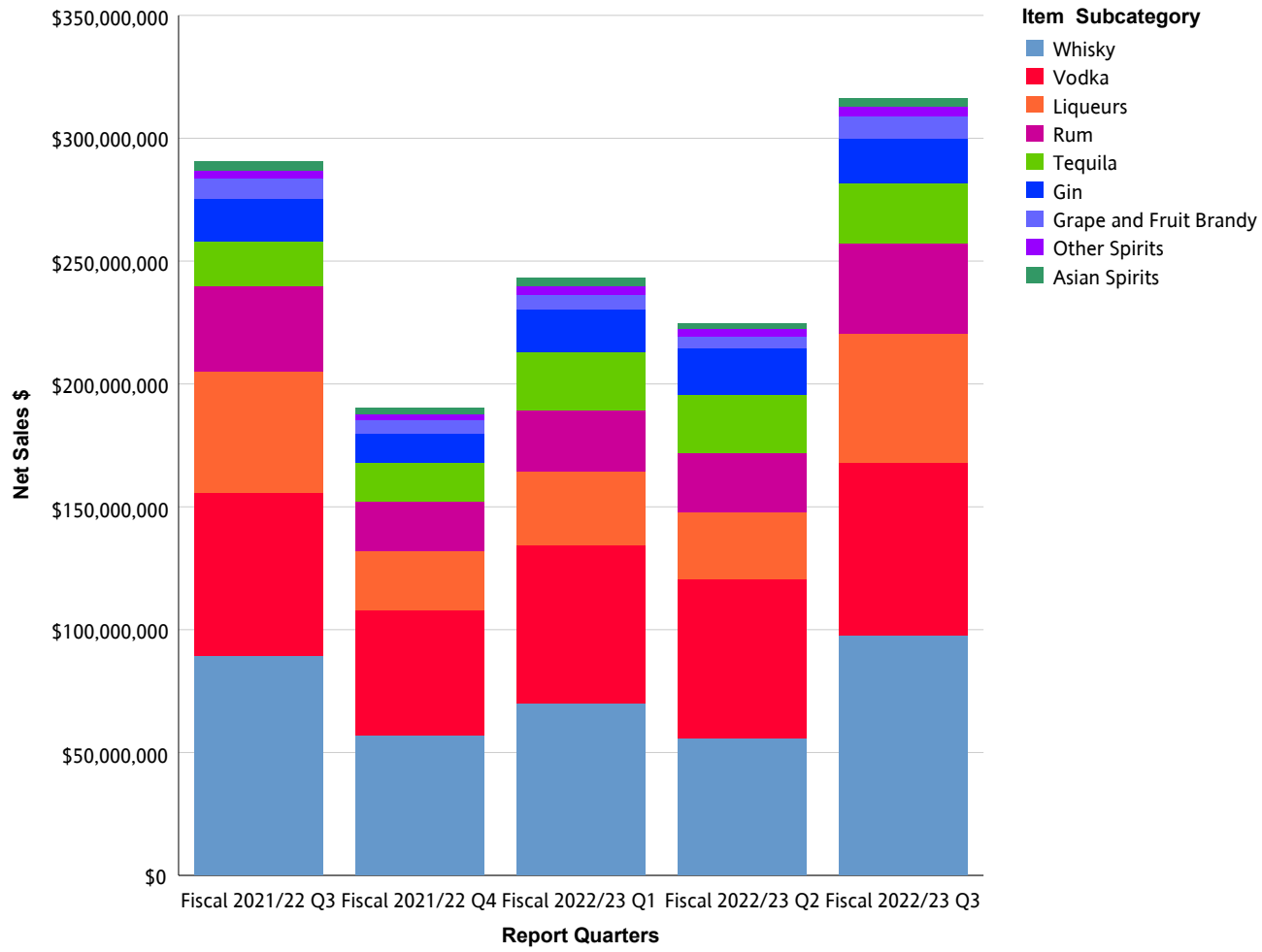


## Refreshment Beverages Sales (Litres)

### Refreshment Beverages

Litres		Fiscal 2021/22 Q3	Fiscal 2021/22 Q4	Fiscal 2022/23 Q1	Fiscal 2022/23 Q2	Fiscal 2022/23 Q3
Cider	Domestic Cider	2,912,757	2,760,452	3,964,107	4,556,231	3,098,358
	Import Cider	569,902	509,870	698,059	561,709	573,145
	<b>Summary</b>	<b>3,482,659</b>	<b>3,270,322</b>	<b>4,662,166</b>	<b>5,117,941</b>	<b>3,671,503</b>
Coolers	Malt-Based Coolers	32,201	37,271	88,021	111,452	65,877
	Spirit Coolers	13,316,394	12,250,645	20,296,237	21,011,553	13,962,303
	Wine/Fruit Coolers	188,952	212,984	311,748	413,813	232,028
	<b>Summary</b>	<b>13,537,546</b>	<b>12,500,900</b>	<b>20,696,005</b>	<b>21,536,818</b>	<b>14,260,209</b>
<b>Summary</b>		<b>17,020,206</b>	<b>15,771,222</b>	<b>25,358,171</b>	<b>26,654,758</b>	<b>17,931,711</b>

## Spirits Sales (Net \$)



## Spirits Sales (Net \$)

### Spirits

Net Sales \$		Fiscal 2021/22 Q3	Fiscal 2021/22 Q4	Fiscal 2022/23 Q1	Fiscal 2022/23 Q2	Fiscal 2022/23 Q3
Asian Spirits	China Spirits	\$2,245,161	\$1,413,830	\$1,705,567	\$1,018,784	\$1,628,744
	Korea Spirits	\$1,253,054	\$1,133,764	\$1,361,164	\$982,171	\$1,600,847
	Other Country Asian Spirits	\$193,085	\$189,455	\$166,510	\$136,863	\$241,222
	<b>Summary</b>	<b>\$3,691,300</b>	<b>\$2,737,050</b>	<b>\$3,233,242</b>	<b>\$2,137,817</b>	<b>\$3,470,813</b>
Gin	Dry Gin	\$14,967,132	\$10,522,054	\$15,386,434	\$16,676,646	\$16,023,872
	Flavoured Gin	\$1,403,914	\$1,036,194	\$1,662,050	\$1,612,501	\$1,432,543
	Other Gin	\$871,112	\$463,809	\$530,155	\$638,681	\$698,436
	<b>Summary</b>	<b>\$17,242,158</b>	<b>\$12,022,057</b>	<b>\$17,578,639</b>	<b>\$18,927,829</b>	<b>\$18,154,851</b>
Grape and Fruit Brandy	Armagnac	\$137,728	\$129,028	\$46,629	\$39,502	\$160,271
	Brandy	\$3,562,060	\$2,366,959	\$2,433,311	\$2,006,840	\$3,819,330
	Cognac	\$4,141,475	\$2,482,239	\$2,837,134	\$2,148,001	\$4,313,175
	Eau de Vie	\$389,236	\$195,848	\$419,570	\$209,354	\$405,605
	Grappa And Marc	\$115,306	\$71,416	\$81,634	\$51,347	\$130,043
	Pisco	\$114,248	\$101,091	\$114,010	\$96,138	\$164,233
	<b>Summary</b>	<b>\$8,460,054</b>	<b>\$5,346,581</b>	<b>\$5,932,289</b>	<b>\$4,551,183</b>	<b>\$8,992,656</b>
Liqueurs	Anise And Herbal/Spice Liqueurs	\$9,846,588	\$7,633,286	\$9,323,825	\$7,591,783	\$11,803,934
	Coffee And Cocoa Liqueurs	\$3,368,811	\$1,448,185	\$1,915,480	\$1,802,352	\$3,588,406
	Cream/Dairy Liqueurs	\$24,909,585	\$6,608,879	\$8,206,750	\$8,165,807	\$23,991,436
	Fruit Liqueurs	\$5,964,190	\$4,609,799	\$6,113,653	\$6,090,207	\$7,186,744
	Nut Liqueurs	\$2,036,704	\$1,236,941	\$1,756,331	\$1,694,919	\$2,182,890
	Other Liqueurs	\$1,249,729	\$875,993	\$1,128,801	\$1,049,965	\$1,528,604
	Whiskey Liqueurs	\$2,173,413	\$1,382,822	\$1,522,816	\$1,253,170	\$1,879,759
	<b>Summary</b>	<b>\$49,549,019</b>	<b>\$23,795,905</b>	<b>\$29,967,657</b>	<b>\$27,648,203</b>	<b>\$52,161,773</b>
Other Spirits	Cachaca	\$20,515	\$14,264	\$65,712	\$47,904	\$43,183
	Flavoured Spirits	\$214,065	\$86,358	\$160,878	\$168,670	\$189,740
	Miscellaneous/Other Spirits	\$441,023	\$259,938	\$336,682	\$292,724	\$411,042

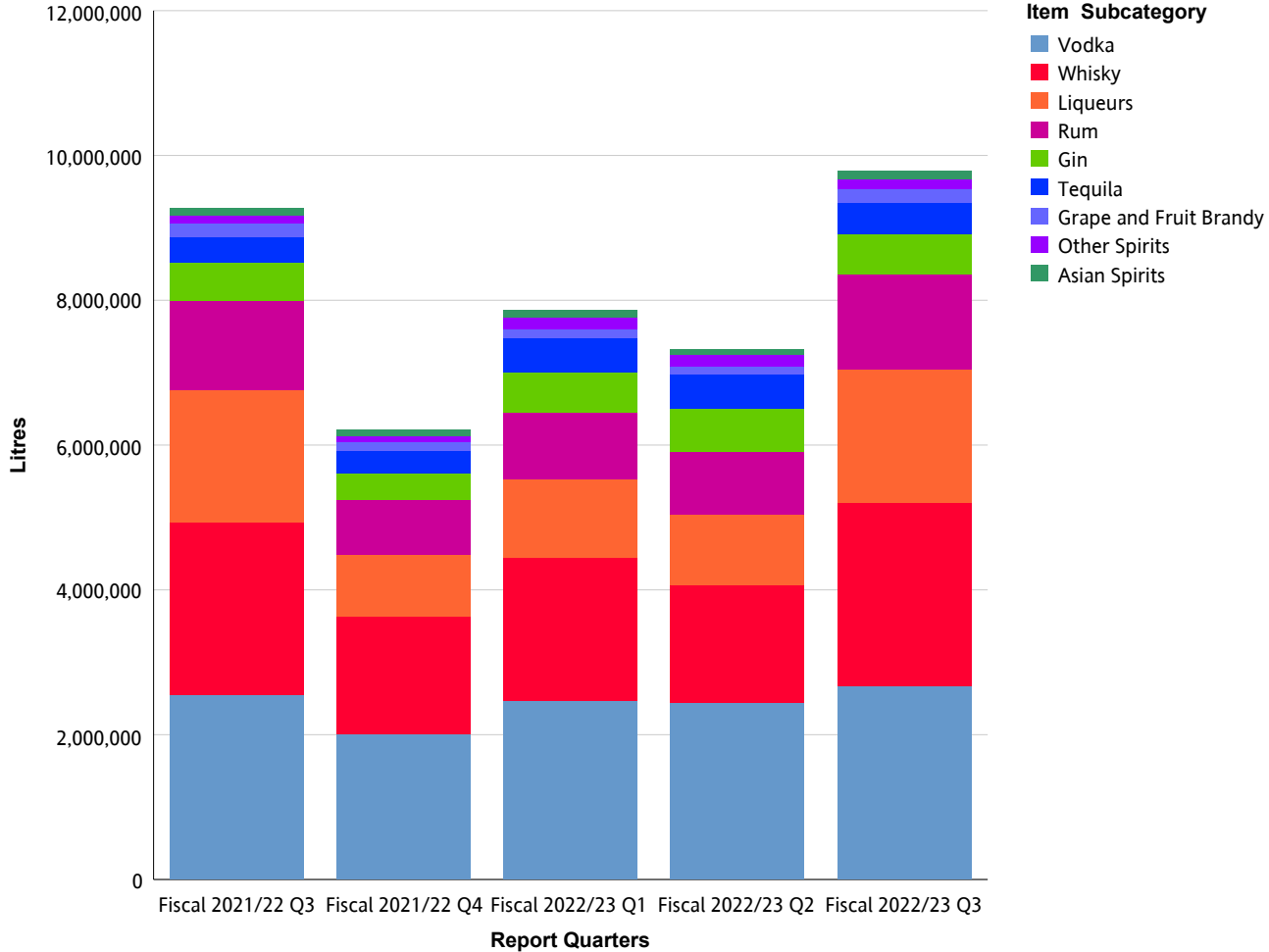
## Spirits Sales (Net \$)

Net Sales \$		Fiscal 2021/22 Q3	Fiscal 2021/22 Q4	Fiscal 2022/23 Q1	Fiscal 2022/23 Q2	Fiscal 2022/23 Q3
Other Spirits	Moonshine Spirits	\$424,527	\$269,458	\$380,615	\$402,222	\$655,016
	Ready to Mix Cocktails	\$376,071	\$421,451	\$653,454	\$532,448	\$561,077
	Ready to Serve Cocktails	\$1,612,998	\$1,136,203	\$1,705,867	\$1,862,918	\$1,938,721
	Schnapps and Akvavit	\$92,818	\$47,108	\$58,585	\$39,800	\$71,312
	<b>Summary</b>	<b>\$3,182,018</b>	<b>\$2,234,781</b>	<b>\$3,361,792</b>	<b>\$3,346,686</b>	<b>\$3,870,090</b>
Rum	Amber Rum	\$9,163,781	\$5,312,524	\$6,346,520	\$6,023,552	\$9,370,492
	Dark Rum	\$4,152,566	\$2,800,161	\$3,012,374	\$2,530,120	\$4,636,316
	Flavoured Rum	\$651,727	\$670,218	\$773,320	\$673,294	\$771,760
	Spiced Rum	\$13,088,524	\$6,163,519	\$7,656,607	\$7,374,748	\$14,089,515
	White Rum	\$7,348,025	\$5,585,375	\$7,250,317	\$7,349,438	\$7,933,138
	<b>Summary</b>	<b>\$34,404,624</b>	<b>\$20,531,797</b>	<b>\$25,039,137</b>	<b>\$23,951,151</b>	<b>\$36,801,221</b>
Tequila	Blanco/Silver Tequila	\$6,794,307	\$5,512,358	\$9,058,701	\$9,825,731	\$9,194,962
	Flavoured Tequila	\$337,738	\$304,786	\$458,135	\$345,750	\$812,776
	Gold Tequila	\$10,558,441	\$8,884,822	\$12,813,947	\$12,625,685	\$13,230,184
	Mezcal	\$867,013	\$821,324	\$1,105,069	\$925,485	\$1,301,602
	<b>Summary</b>	<b>\$18,557,499</b>	<b>\$15,523,289</b>	<b>\$23,435,851</b>	<b>\$23,722,651</b>	<b>\$24,539,524</b>
Vodka	Flavoured Vodka	\$6,400,245	\$4,098,357	\$6,434,529	\$6,025,833	\$6,125,027
	Straight Vodka	\$59,649,023	\$46,986,007	\$57,958,096	\$58,478,340	\$64,551,232
	<b>Summary</b>	<b>\$66,049,268</b>	<b>\$51,084,364</b>	<b>\$64,392,625</b>	<b>\$64,504,173</b>	<b>\$70,676,259</b>
Whisky	American Whiskey	\$3,507,481	\$2,388,347	\$3,149,190	\$2,408,393	\$4,440,420
	Blended Malt Scotch Whisky	\$386,557	\$209,684	\$200,629	\$165,290	\$266,077
	Blended Scotch Whisky	\$10,700,086	\$7,205,015	\$8,644,177	\$6,798,876	\$11,485,521
	Bourbon Whiskey	\$7,636,756	\$5,370,282	\$6,766,552	\$4,851,660	\$9,095,583
	Canadian Whisky	\$36,357,353	\$24,457,048	\$30,258,011	\$27,009,030	\$38,306,434
	Flavoured Whisky	\$549,273	\$280,514	\$298,432	\$237,687	\$1,020,953
	Irish Whiskey	\$7,256,211	\$5,802,216	\$5,305,687	\$5,118,210	\$8,874,455
	Other Country Whisky	\$2,252,362	\$1,105,928	\$1,868,961	\$965,549	\$2,851,930
	Single Malt Scotch Whisky	\$20,948,181	\$10,143,243	\$13,539,095	\$8,287,972	\$21,208,820

## Spirits Sales (Net \$)

Net Sales \$		Fiscal 2021/22 Q3	Fiscal 2021/22 Q4	Fiscal 2022/23 Q1	Fiscal 2022/23 Q2	Fiscal 2022/23 Q3
Whisky	<b>Summary</b>	\$89,594,259	\$56,962,278	\$70,030,734	\$55,842,668	\$97,550,194
<b>Summary</b>		\$290,730,199	\$190,238,103	\$242,971,966	\$224,632,360	\$316,217,382

# Spirits Sales (Litres)





## Spirits Sales (Litres)

### Spirits

Litres		Fiscal 2021/22 Q3	Fiscal 2021/22 Q4	Fiscal 2022/23 Q1	Fiscal 2022/23 Q2	Fiscal 2022/23 Q3
Asian Spirits	China Spirits	22,233	19,890	17,646	14,220	24,749
	Korea Spirits	72,988	64,477	75,469	54,482	87,522
	Other Country Asian Spirits	4,555	3,932	3,896	3,364	5,121
	<b>Summary</b>	<b>99,776</b>	<b>88,298</b>	<b>97,010</b>	<b>72,066</b>	<b>117,392</b>
Gin	Dry Gin	474,339	339,078	497,952	525,986	498,593
	Flavoured Gin	37,742	29,038	48,021	45,931	39,907
	Other Gin	15,653	9,302	10,305	11,850	12,514
	<b>Summary</b>	<b>527,735</b>	<b>377,417</b>	<b>556,278</b>	<b>583,767</b>	<b>551,013</b>
Grape and Fruit Brandy	Armagnac	1,252	922	422	369	1,201
	Brandy	130,196	87,359	84,497	69,386	133,274
	Cognac	36,259	20,971	24,396	18,573	37,783
	Eau de Vie	8,316	3,739	8,801	4,503	8,452
	Grappa And Marc	2,114	1,447	1,537	928	2,577
	Pisco	3,118	2,600	2,887	2,307	4,157
	<b>Summary</b>	<b>181,254</b>	<b>117,038</b>	<b>122,541</b>	<b>96,066</b>	<b>187,445</b>
Liqueurs	Anise And Herbal/Spice Liqueurs	351,212	268,121	331,050	261,567	410,785
	Coffee And Cocoa Liqueurs	136,135	56,191	76,876	68,532	139,586
	Cream/Dairy Liqueurs	966,719	255,162	315,598	303,752	893,852
	Fruit Liqueurs	177,126	158,940	207,372	199,374	224,621
	Nut Liqueurs	77,337	46,218	70,696	68,040	77,781
	Other Liqueurs	40,248	26,804	36,991	31,708	47,693
	Whiskey Liqueurs	67,860	43,977	50,656	39,175	60,128
	<b>Summary</b>	<b>1,816,637</b>	<b>855,413</b>	<b>1,089,238</b>	<b>972,148</b>	<b>1,854,445</b>
Other Spirits	Cachaca	446	277	1,948	1,539	1,380
	Flavoured Spirits	4,502	1,763	3,228	3,367	4,166
	Miscellaneous/Other Spirits	7,792	5,245	6,259	5,408	7,872

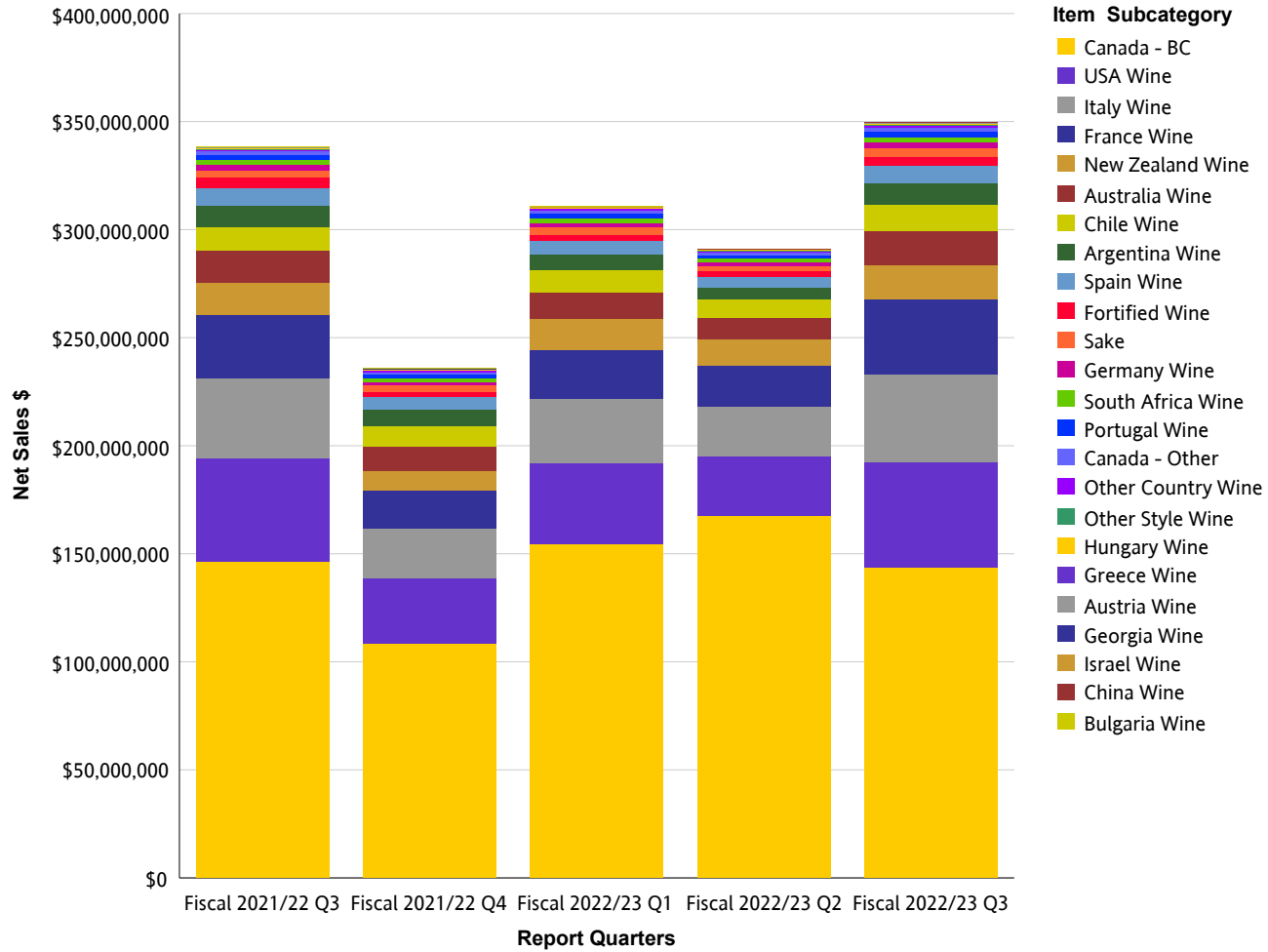
## Spirits Sales (Litres)

Litres		Fiscal 2021/22 Q3	Fiscal 2021/22 Q4	Fiscal 2022/23 Q1	Fiscal 2022/23 Q2	Fiscal 2022/23 Q3
Other Spirits	Moonshine Spirits	9,502	6,081	8,484	9,108	14,542
	Ready to Mix Cocktails	18,154	20,852	33,281	27,452	27,687
	Ready to Serve Cocktails	72,492	54,991	96,277	123,245	82,639
	Schnapps and Akvavit	2,299	1,051	1,427	917	1,695
	<b>Summary</b>	<b>115,187</b>	<b>90,259</b>	<b>150,902</b>	<b>171,036</b>	<b>139,980</b>
Rum	Amber Rum	298,581	176,989	209,978	197,998	301,087
	Dark Rum	141,798	97,513	105,885	89,103	161,230
	Flavoured Rum	22,436	23,276	27,472	23,463	26,558
	Spiced Rum	464,034	213,085	263,992	253,059	484,154
	White Rum	311,819	236,902	306,139	308,914	334,035
	<b>Summary</b>	<b>1,238,667</b>	<b>747,765</b>	<b>913,466</b>	<b>872,537</b>	<b>1,307,063</b>
Tequila	Blanco/Silver Tequila	137,627	110,553	194,709	211,219	181,928
	Flavoured Tequila	8,417	7,600	11,026	8,405	15,199
	Gold Tequila	195,835	170,829	260,354	252,749	226,514
	Mezcal	12,647	12,512	16,272	13,414	18,357
	<b>Summary</b>	<b>354,527</b>	<b>301,494</b>	<b>482,361</b>	<b>485,788</b>	<b>441,998</b>
Vodka	Flavoured Vodka	214,758	142,229	218,491	206,916	208,009
	Straight Vodka	2,330,576	1,865,649	2,255,921	2,228,417	2,468,181
	<b>Summary</b>	<b>2,545,334</b>	<b>2,007,877</b>	<b>2,474,412</b>	<b>2,435,333</b>	<b>2,676,190</b>
Whisky	American Whiskey	86,156	60,844	80,856	64,327	105,679
	Blended Malt Scotch Whisky	5,625	3,326	3,514	2,622	2,898
	Blended Scotch Whisky	304,916	224,656	258,819	195,530	315,241
	Bourbon Whiskey	172,400	124,815	158,264	110,653	194,894
	Canadian Whisky	1,363,049	927,931	1,148,031	1,016,801	1,409,037
	Flavoured Whisky	14,420	7,536	7,681	6,128	27,536
	Irish Whiskey	187,885	153,243	138,202	134,030	215,893
	Other Country Whisky	25,893	13,078	21,832	11,802	30,130
	Single Malt Scotch Whisky	232,675	113,417	152,514	91,445	218,715

## Spirits Sales (Litres)

Litres		Fiscal 2021/22 Q3	Fiscal 2021/22 Q4	Fiscal 2022/23 Q1	Fiscal 2022/23 Q2	Fiscal 2022/23 Q3
Whisky	Summary	2,393,021	1,628,845	1,969,713	1,633,337	2,520,023
Summary		9,272,138	6,214,407	7,855,922	7,322,076	9,795,550

## Wine Sales (Net \$)



## Wine Sales (Net \$)

### Wine

Net Sales \$		Fiscal 2021/22 Q3	Fiscal 2021/22 Q4	Fiscal 2022/23 Q1	Fiscal 2022/23 Q2	Fiscal 2022/23 Q3
Argentina Wine	Argentina Red Wine	\$9,286,295	\$6,780,678	\$6,771,181	\$5,007,690	\$9,449,750
	Argentina Rose Wine	\$66,077	\$64,935	\$131,170	\$129,227	\$90,994
	Argentina Sparkling Wine	\$8,867	\$9,131	\$7,454	\$8,839	\$10,508
	Argentina White Wine	\$327,601	\$393,450	\$506,206	\$343,319	\$441,823
	<b>Summary</b>	<b>\$9,688,839</b>	<b>\$7,248,194</b>	<b>\$7,416,011</b>	<b>\$5,489,075</b>	<b>\$9,993,075</b>
Australia Wine	Australia Fruit and Dessert Wine	\$408	\$240	\$0	\$0	\$0
	Australia Red Wine	\$9,244,534	\$6,715,162	\$6,573,464	\$5,099,264	\$9,303,252
	Australia Rose Wine	\$315,682	\$288,431	\$281,181	\$343,493	\$378,299
	Australia Sparkling Wine	\$867,986	\$696,461	\$709,369	\$765,160	\$1,282,319
	Australia White Wine	\$4,458,833	\$3,676,021	\$4,218,995	\$4,030,160	\$4,850,383
	<b>Summary</b>	<b>\$14,887,443</b>	<b>\$11,376,316</b>	<b>\$11,783,009</b>	<b>\$10,238,076</b>	<b>\$15,814,254</b>
Austria Wine	Austria Fruit and Dessert Wine	\$0	\$0	\$9,471	\$1,994	\$4,819
	Austria Red Wine	\$42,435	\$41,709	\$59,170	\$34,379	\$64,696
	Austria Rose Wine	\$8,407	\$3,594	\$3,195	\$4,421	\$4,948
	Austria Sparkling Wine	\$4,406	\$5,119	\$2,340	\$3,047	\$5,488
	Austria White Wine	\$119,049	\$102,675	\$76,890	\$67,170	\$78,469
	<b>Summary</b>	<b>\$174,298</b>	<b>\$153,097</b>	<b>\$151,066</b>	<b>\$111,012</b>	<b>\$158,421</b>
Bulgaria Wine	Bulgaria Red Wine	\$8,623	\$994	\$0	\$0	\$0
	Bulgaria Rose Wine	\$0	\$0	\$0	\$0	\$0
	Bulgaria White Wine	\$2,051	\$0	\$342	\$0	\$0
	<b>Summary</b>	<b>\$10,674</b>	<b>\$994</b>	<b>\$342</b>	<b>\$0</b>	<b>\$0</b>
Canada - BC	Canada - BC Dessert Wine	\$209,988	\$76,476	\$210,840	\$494,350	\$276,698
	Canada - BC Fruit Wine	\$1,273,997	\$652,796	\$1,324,058	\$1,792,552	\$1,330,386
	Canada - BC Ice Wine	\$596,574	\$350,127	\$545,936	\$776,102	\$738,598
	Canada - BC Red Wine	\$77,671,770	\$54,244,218	\$68,641,189	\$70,101,553	\$74,317,423
	Canada - BC Rose Wine	\$4,920,838	\$6,066,077	\$12,806,713	\$15,054,595	\$6,112,555

## Wine Sales (Net \$)

Net Sales \$		Fiscal 2021/22 Q3	Fiscal 2021/22 Q4	Fiscal 2022/23 Q1	Fiscal 2022/23 Q2	Fiscal 2022/23 Q3
Canada - BC	Canada - BC Sparkling Wine	\$4,966,814	\$2,777,541	\$5,594,236	\$7,455,522	\$5,109,509
	Canada - BC White Wine	\$56,527,846	\$44,070,627	\$65,124,386	\$72,201,635	\$55,866,769
	<b>Summary</b>	<b>\$146,167,826</b>	<b>\$108,237,862</b>	<b>\$154,247,358</b>	<b>\$167,876,308</b>	<b>\$143,751,937</b>
Canada - Other	Canada - Other Dessert Wine	\$7,400	\$788	\$11,309	\$19,127	\$5,503
	Canada - Other Fruit Wine	\$6,039	\$6,802	\$3,866	\$5,714	\$2,168
	Canada - Other Ice Wine	\$254,962	\$137,111	\$291,403	\$280,247	\$539,264
	Canada - Other Red Wine	\$105,673	\$82,232	\$103,324	\$110,770	\$215,326
	Canada - Other Rose Wine	\$32,057	\$57,741	\$83,005	\$61,885	\$42,201
	Canada - Other Sparkling Wine	\$775,447	\$337,807	\$358,242	\$386,915	\$658,242
	Canada - Other White Wine	\$455,138	\$430,802	\$486,285	\$359,707	\$449,773
	<b>Summary</b>	<b>\$1,636,715</b>	<b>\$1,053,283</b>	<b>\$1,337,435</b>	<b>\$1,224,365</b>	<b>\$1,912,477</b>
Chile Wine	Chile Fruit and Dessert Wine	\$958	\$2,075	\$1,437	\$479	\$799
	Chile Red Wine	\$7,830,279	\$6,431,524	\$6,596,325	\$4,665,446	\$8,487,364
	Chile Rose Wine	\$247,696	\$313,488	\$587,787	\$480,629	\$296,500
	Chile Sparkling Wine	\$119,748	\$78,018	\$62,198	\$58,278	\$117,186
	Chile White Wine	\$2,987,876	\$2,671,162	\$3,263,957	\$3,024,922	\$3,405,561
	<b>Summary</b>	<b>\$11,186,557</b>	<b>\$9,496,267</b>	<b>\$10,511,704</b>	<b>\$8,229,754</b>	<b>\$12,307,409</b>
China Wine	China Fruit and Dessert Wine	\$0	\$26,151	\$6,282	\$5,169	\$20,746
	China Red Wine	\$0	\$21,953	\$39,725	\$8,093	\$13,607
	China White Wine	\$0	\$1,518	\$11,921	\$250	\$6,703
	<b>Summary</b>	<b>\$0</b>	<b>\$49,622</b>	<b>\$57,928</b>	<b>\$13,513</b>	<b>\$41,056</b>
Fortified Wine	Other Fortified Domestic Wine	\$989,036	\$592,201	\$895,802	\$1,018,264	\$852,052
	Other Fortified Import Wine	\$518,566	\$324,540	\$404,001	\$330,929	\$625,287
	Port Wine	\$1,505,927	\$625,759	\$605,979	\$445,876	\$1,283,407
	Sherry Wine	\$583,840	\$295,734	\$307,235	\$187,070	\$599,682
	Vermouth Wine	\$928,359	\$677,298	\$778,765	\$704,495	\$976,197
	<b>Summary</b>	<b>\$4,525,728</b>	<b>\$2,515,532</b>	<b>\$2,991,781</b>	<b>\$2,686,635</b>	<b>\$4,336,625</b>
France Wine	France Champagne Wine	\$9,849,125	\$2,409,552	\$5,658,784	\$4,661,618	\$10,055,115

## Wine Sales (Net \$)

Net Sales \$		Fiscal 2021/22 Q3	Fiscal 2021/22 Q4	Fiscal 2022/23 Q1	Fiscal 2022/23 Q2	Fiscal 2022/23 Q3
France Wine	France Fruit and Dessert Wine	\$29,193	\$43,198	\$19,856	\$14,309	\$32,559
	France Red Wine	\$11,502,173	\$8,477,117	\$7,538,794	\$5,557,139	\$15,333,568
	France Rose Wine	\$1,980,935	\$2,095,105	\$4,288,313	\$3,804,091	\$2,360,727
	France Sparkling Wine	\$1,472,529	\$651,299	\$835,287	\$559,377	\$1,406,459
	France White Wine	\$4,920,925	\$3,948,235	\$4,669,329	\$4,302,512	\$5,215,230
	<b>Summary</b>	<b>\$29,754,880</b>	<b>\$17,624,505</b>	<b>\$23,010,363</b>	<b>\$18,899,046</b>	<b>\$34,403,658</b>
Georgia Wine	Georgia Red Wine	\$84,577	\$60,522	\$46,378	\$51,788	\$86,927
	Georgia White Wine	\$5,426	\$2,821	\$7,528	\$4,200	\$5,282
	<b>Summary</b>	<b>\$90,003</b>	<b>\$63,343</b>	<b>\$53,906</b>	<b>\$55,987</b>	<b>\$92,209</b>
Germany Wine	Germany Fruit and Dessert Wine	\$0	\$0	\$0	\$0	\$0
	Germany Red Wine	\$53,607	\$58,524	\$51,011	\$31,304	\$40,759
	Germany Rose Wine	\$6,140	\$12,762	\$5,213	\$13,889	\$4,338
	Germany Sparkling Wine	\$1,403,663	\$535,490	\$863,969	\$679,815	\$1,482,051
	Germany White Wine	\$1,329,089	\$1,028,478	\$1,040,966	\$959,001	\$1,323,788
	<b>Summary</b>	<b>\$2,792,499</b>	<b>\$1,635,254</b>	<b>\$1,961,159</b>	<b>\$1,684,008</b>	<b>\$2,850,937</b>
Greece Wine	Greece Fruit and Dessert Wine	\$0	\$0	\$350	\$699	\$175
	Greece Red Wine	\$98,976	\$94,587	\$75,396	\$74,586	\$132,278
	Greece Rose Wine	\$6,637	\$8,988	\$11,219	\$7,368	\$13,856
	Greece Sparkling Wine	\$5,142	\$114	\$0	\$0	\$2,316
	Greece White Wine	\$126,118	\$81,042	\$78,432	\$84,716	\$135,351
	<b>Summary</b>	<b>\$236,872</b>	<b>\$184,732</b>	<b>\$165,398</b>	<b>\$167,369</b>	<b>\$283,976</b>
Hungary Wine	Hungary Fruit and Dessert Wine	\$29,745	\$23,324	\$16,528	\$20,280	\$29,922
	Hungary Red Wine	\$33,228	\$21,734	\$29,545	\$5,563	\$35,530
	Hungary Rose Wine	\$0	\$0	\$0	\$602	\$0
	Hungary Sparkling Wine	\$138,507	\$22,786	\$137,438	\$123,973	\$174,643
	Hungary White Wine	\$115,893	\$124,330	\$121,421	\$97,678	\$122,979
	<b>Summary</b>	<b>\$317,373</b>	<b>\$192,174</b>	<b>\$304,933</b>	<b>\$248,096</b>	<b>\$363,075</b>
Israel Wine	Israel Red Wine	\$31,951	\$39,240	\$43,518	\$20,651	\$41,355

## Wine Sales (Net \$)

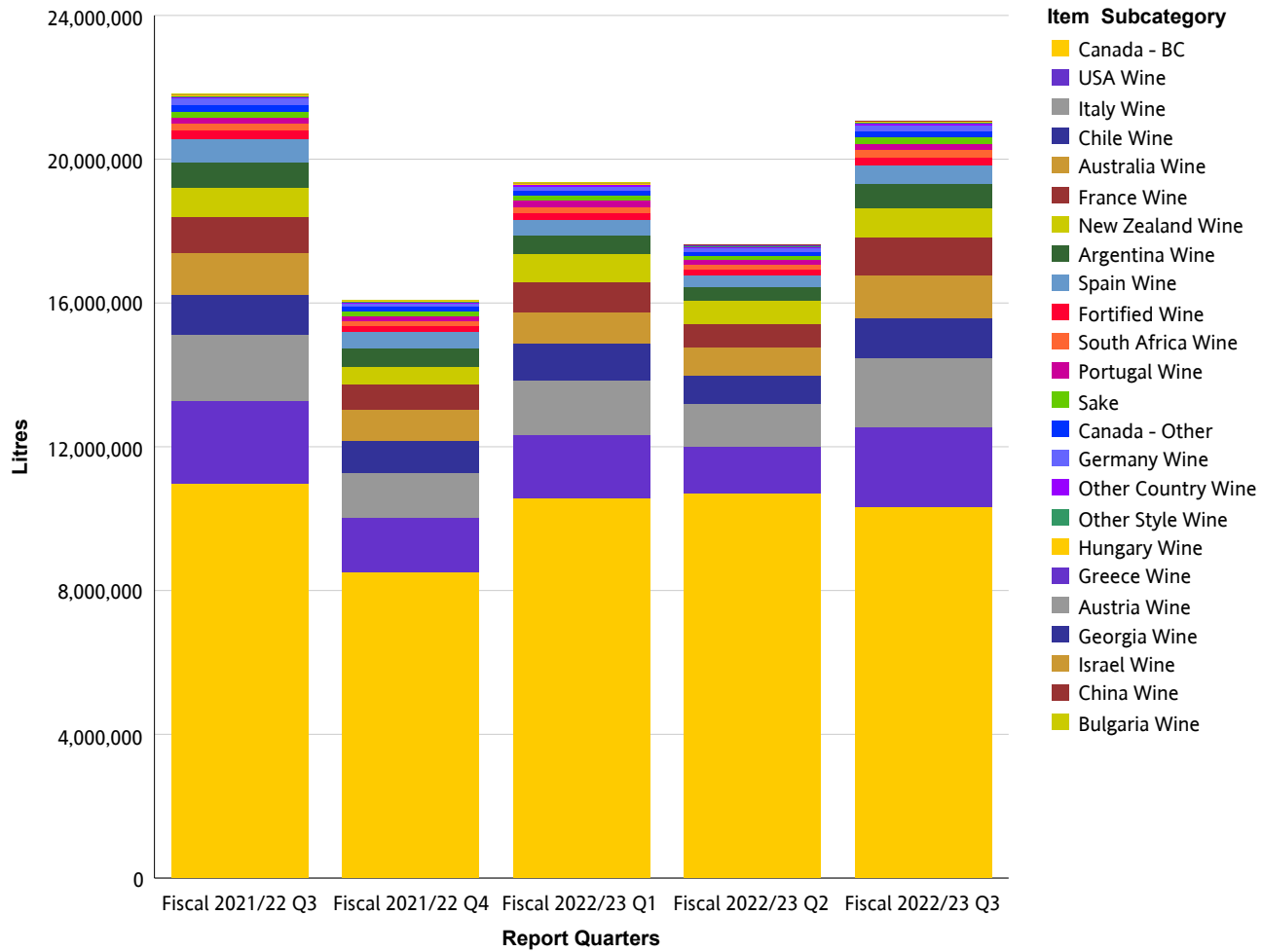
Net Sales \$		Fiscal 2021/22 Q3	Fiscal 2021/22 Q4	Fiscal 2022/23 Q1	Fiscal 2022/23 Q2	Fiscal 2022/23 Q3
Israel Wine	Israel Rose Wine	\$3,344	\$1,592	\$148	\$3,363	\$4,272
	Israel White Wine	\$16,415	\$15,774	\$9,852	\$7,118	\$9,148
	<b>Summary</b>	<b>\$51,710</b>	<b>\$56,606</b>	<b>\$53,518</b>	<b>\$31,132</b>	<b>\$54,774</b>
Italy Wine	Italy Fruit and Dessert Wine	\$13,036	\$6,010	\$18,110	\$4,271	\$14,742
	Italy Red Wine	\$18,245,459	\$11,873,778	\$13,404,169	\$8,934,688	\$19,479,074
	Italy Rose Wine	\$192,966	\$187,099	\$396,159	\$393,770	\$327,401
	Italy Sparkling Wine	\$3,416,817	\$1,982,718	\$2,783,867	\$2,461,079	\$3,589,807
	Italy White Wine	\$5,592,620	\$4,786,391	\$6,005,488	\$5,137,283	\$6,466,214
	Prosecco Wine	\$9,512,854	\$4,083,976	\$6,794,250	\$6,326,678	\$11,124,464
	<b>Summary</b>	<b>\$36,973,752</b>	<b>\$22,919,971</b>	<b>\$29,402,043</b>	<b>\$23,257,768</b>	<b>\$41,001,701</b>
New Zealand Wine	New Zealand Fruit and Dessert Wine	\$0	\$0	\$0	\$0	\$0
	New Zealand Red Wine	\$967,894	\$628,930	\$782,083	\$519,724	\$838,127
	New Zealand Rose Wine	\$370,355	\$309,656	\$708,271	\$547,749	\$316,106
	New Zealand Sparkling Wine	\$195,272	\$50,038	\$110,694	\$74,803	\$158,394
	New Zealand White Wine	\$12,970,305	\$8,254,502	\$12,949,575	\$10,908,883	\$14,560,702
	<b>Summary</b>	<b>\$14,503,826</b>	<b>\$9,243,125</b>	<b>\$14,550,623</b>	<b>\$12,051,159</b>	<b>\$15,873,330</b>
Other Country Wine	Other Country Fruit and Dessert Wine	\$505,937	\$491,576	\$437,468	\$362,578	\$548,665
	Other Country Red Wine	\$233,089	\$138,197	\$185,064	\$93,978	\$202,103
	Other Country Rose Wine	\$16,382	\$5,123	\$19,587	\$6,393	\$22,503
	Other Country Sparkling Wine	\$55,002	\$10,046	\$17,773	\$12,457	\$37,260
	Other Country White Wine	\$73,613	\$48,882	\$58,196	\$60,079	\$74,725
	<b>Summary</b>	<b>\$884,024</b>	<b>\$693,824</b>	<b>\$718,088</b>	<b>\$535,486</b>	<b>\$885,256</b>
Other Style Wine	Aperitif And Flavoured Wine	\$180,665	\$133,956	\$105,662	\$107,310	\$125,120
	Mead	\$90,246	\$49,424	\$163,329	\$274,929	\$244,252
	Rice Wine	\$108,810	\$99,570	\$69,387	\$51,082	\$101,001
	<b>Summary</b>	<b>\$379,721</b>	<b>\$282,950</b>	<b>\$338,378</b>	<b>\$433,321</b>	<b>\$470,372</b>
Portugal Wine	Portugal Fruit and Dessert Wine	\$79,975	\$19,252	\$10,506	\$2,644	\$7,312
	Portugal Red Wine	\$1,359,605	\$1,064,910	\$1,189,560	\$810,466	\$1,484,836



## Wine Sales (Net \$)

Net Sales \$		Fiscal 2021/22 Q3	Fiscal 2021/22 Q4	Fiscal 2022/23 Q1	Fiscal 2022/23 Q2	Fiscal 2022/23 Q3
Portugal Wine	Portugal Rose Wine	\$169,831	\$169,802	\$218,555	\$241,580	\$212,350
	Portugal Sparkling Wine	\$12,335	\$6,599	\$5,376	\$6,806	\$14,844
	Portugal White Wine	\$408,276	\$441,242	\$724,244	\$723,948	\$593,279
	<b>Summary</b>	<b>\$2,030,022</b>	<b>\$1,701,805</b>	<b>\$2,148,241</b>	<b>\$1,785,444</b>	<b>\$2,312,621</b>
Sake	Japan Sake	\$2,573,600	\$1,932,075	\$2,510,194	\$1,850,898	\$2,893,772
	Other Country Sake	\$64,155	\$52,806	\$72,010	\$74,395	\$70,621
	USA Sake	\$823,955	\$763,237	\$758,017	\$561,809	\$869,477
	<b>Summary</b>	<b>\$3,461,711</b>	<b>\$2,748,117</b>	<b>\$3,340,221</b>	<b>\$2,487,102</b>	<b>\$3,833,870</b>
South Africa Wine	South Africa Fruit and Dessert Wine	\$0	\$11,558	\$0	\$0	\$719
	South Africa Red Wine	\$1,289,468	\$907,775	\$989,847	\$671,559	\$1,251,824
	South Africa Rose Wine	\$40,802	\$44,918	\$119,208	\$78,448	\$48,010
	South Africa Sparkling Wine	\$5,340	\$9,006	\$2,462	\$1,293	\$3,197
	South Africa White Wine	\$861,411	\$849,550	\$1,088,149	\$827,449	\$1,218,936
	<b>Summary</b>	<b>\$2,197,021</b>	<b>\$1,822,806</b>	<b>\$2,199,666</b>	<b>\$1,578,749</b>	<b>\$2,522,686</b>
Spain Wine	Spain Fruit and Dessert Wine	\$11,884	\$20,060	\$14,579	\$10,192	\$14,572
	Spain Red Wine	\$5,530,548	\$4,336,035	\$3,995,770	\$2,912,127	\$5,026,320
	Spain Rose Wine	\$225,566	\$191,567	\$262,237	\$228,484	\$115,516
	Spain Sparkling Wine	\$2,014,349	\$937,102	\$1,221,545	\$1,288,884	\$2,272,985
	Spain White Wine	\$660,957	\$448,544	\$554,550	\$445,423	\$430,806
	<b>Summary</b>	<b>\$8,443,304</b>	<b>\$5,933,308</b>	<b>\$6,048,681</b>	<b>\$4,885,110</b>	<b>\$7,860,200</b>
USA Wine	USA Fruit and Dessert Wine	\$418	\$276	\$276	\$226	\$17,830
	USA Red Wine	\$38,918,633	\$23,962,111	\$28,932,386	\$19,312,911	\$38,948,792
	USA Rose Wine	\$1,126,675	\$990,854	\$1,319,739	\$1,334,048	\$1,141,452
	USA Sparkling Wine	\$442,304	\$182,550	\$228,336	\$174,706	\$370,876
	USA White Wine	\$7,354,183	\$5,414,911	\$7,367,769	\$6,287,968	\$8,015,283
	<b>Summary</b>	<b>\$47,842,214</b>	<b>\$30,550,701</b>	<b>\$37,848,507</b>	<b>\$27,109,859</b>	<b>\$48,494,233</b>
<b>Summary</b>	<b>\$338,237,013</b>	<b>\$235,784,387</b>	<b>\$310,640,358</b>	<b>\$291,078,375</b>	<b>\$349,618,152</b>	

## Wine Sales (Litres)



## Wine Sales (Litres)

### Wine

Litres		Fiscal 2021/22 Q3	Fiscal 2021/22 Q4	Fiscal 2022/23 Q1	Fiscal 2022/23 Q2	Fiscal 2022/23 Q3
Argentina Wine	Argentina Red Wine	661,493	472,341	479,598	333,460	620,912
	Argentina Rose Wine	5,204	5,080	10,352	10,072	6,878
	Argentina Sparkling Wine	576	576	504	572	693
	Argentina White Wine	25,045	34,098	46,261	25,946	32,840
	<b>Summary</b>	<b>692,318</b>	<b>512,095</b>	<b>536,714</b>	<b>370,050</b>	<b>661,322</b>
Australia Wine	Australia Fruit and Dessert Wine	12	6	0	0	0
	Australia Red Wine	646,423	451,533	442,116	350,435	649,593
	Australia Rose Wine	28,590	23,654	23,524	28,340	30,681
	Australia Sparkling Wine	68,796	50,156	48,170	50,250	89,186
	Australia White Wine	420,934	331,980	379,204	356,174	415,662
	<b>Summary</b>	<b>1,164,755</b>	<b>857,329</b>	<b>893,016</b>	<b>785,199</b>	<b>1,185,121</b>
Austria Wine	Austria Fruit and Dessert Wine	0	0	171	36	88
	Austria Red Wine	1,300	1,224	1,723	931	1,849
	Austria Rose Wine	234	112	90	126	153
	Austria Sparkling Wine	130	130	68	99	162
	Austria White Wine	3,780	3,341	2,488	2,097	2,524
	<b>Summary</b>	<b>5,445</b>	<b>4,808</b>	<b>4,540</b>	<b>3,289</b>	<b>4,775</b>
Bulgaria Wine	Bulgaria Red Wine	621	72	0	0	0
	Bulgaria Rose Wine	0	0	0	0	0
	Bulgaria White Wine	54	0	9	0	0
	<b>Summary</b>	<b>675</b>	<b>72</b>	<b>9</b>	<b>0</b>	<b>0</b>
Canada - BC	Canada - BC Dessert Wine	4,290	1,680	4,536	9,264	5,253
	Canada - BC Fruit Wine	60,439	32,565	68,932	86,196	64,950
	Canada - BC Ice Wine	6,144	3,357	4,752	7,321	7,634
	Canada - BC Red Wine	5,386,249	4,008,945	4,452,888	4,124,181	4,959,771
	Canada - BC Rose Wine	359,632	382,025	721,737	822,157	393,665

## Wine Sales (Litres)

Litres		Fiscal 2021/22 Q3	Fiscal 2021/22 Q4	Fiscal 2022/23 Q1	Fiscal 2022/23 Q2	Fiscal 2022/23 Q3
Canada - BC	Canada - BC Sparkling Wine	196,175	108,111	217,521	279,624	190,041
	Canada - BC White Wine	4,953,415	3,983,849	5,100,625	5,364,813	4,717,894
	<b>Summary</b>	<b>10,966,344</b>	<b>8,520,533</b>	<b>10,570,990</b>	<b>10,693,557</b>	<b>10,339,209</b>
Canada - Other	Canada - Other Dessert Wine	103	16	136	262	47
	Canada - Other Fruit Wine	532	543	428	580	222
	Canada - Other Ice Wine	3,387	1,784	3,661	3,608	6,619
	Canada - Other Red Wine	10,012	7,744	8,596	9,540	19,374
	Canada - Other Rose Wine	3,069	5,714	11,522	7,388	3,078
	Canada - Other Sparkling Wine	115,154	48,338	47,227	51,483	93,182
	Canada - Other White Wine	50,364	44,991	53,195	38,057	48,594
	<b>Summary</b>	<b>182,622</b>	<b>109,130</b>	<b>124,766</b>	<b>110,917</b>	<b>171,116</b>
Chile Wine	Chile Fruit and Dessert Wine	27	58	40	14	22
	Chile Red Wine	743,681	603,394	634,608	429,464	744,955
	Chile Rose Wine	29,235	37,362	65,875	51,643	32,399
	Chile Sparkling Wine	6,698	4,605	3,896	3,439	6,340
	Chile White Wine	314,096	274,004	324,560	297,680	331,195
	<b>Summary</b>	<b>1,093,737</b>	<b>919,423</b>	<b>1,028,979</b>	<b>782,239</b>	<b>1,114,912</b>
China Wine	China Fruit and Dessert Wine	0	777	236	204	594
	China Red Wine	0	225	418	90	248
	China White Wine	0	45	342	9	202
	<b>Summary</b>	<b>0</b>	<b>1,047</b>	<b>996</b>	<b>303</b>	<b>1,044</b>
Fortified Wine	Other Fortified Domestic Wine	72,829	54,094	63,651	61,492	66,659
	Other Fortified Import Wine	28,647	18,601	23,849	17,829	30,185
	Port Wine	43,028	18,620	18,641	12,971	39,828
	Sherry Wine	29,462	14,015	14,500	8,832	27,839
	Vermouth Wine	76,635	56,016	59,285	54,375	76,686
	<b>Summary</b>	<b>250,600</b>	<b>161,346</b>	<b>179,926</b>	<b>155,500</b>	<b>241,197</b>
France Wine	France Champagne Wine	106,692	23,622	52,618	47,616	104,568

## Wine Sales (Litres)

Litres		Fiscal 2021/22 Q3	Fiscal 2021/22 Q4	Fiscal 2022/23 Q1	Fiscal 2022/23 Q2	Fiscal 2022/23 Q3
France Wine	France Fruit and Dessert Wine	570	680	307	238	432
	France Red Wine	504,103	358,034	317,452	231,460	538,696
	France Rose Wine	126,459	121,269	231,674	209,566	135,913
	France Sparkling Wine	79,068	34,073	42,438	26,644	67,620
	France White Wine	196,338	160,049	179,098	156,692	197,249
	<b>Summary</b>	<b>1,013,230</b>	<b>697,728</b>	<b>823,586</b>	<b>672,217</b>	<b>1,044,478</b>
Georgia Wine	Georgia Red Wine	4,401	3,195	2,285	2,511	4,203
	Georgia White Wine	112	58	304	173	234
	<b>Summary</b>	<b>4,514</b>	<b>3,254</b>	<b>2,590</b>	<b>2,684</b>	<b>4,437</b>
Germany Wine	Germany Fruit and Dessert Wine	0	0	0	0	0
	Germany Red Wine	1,886	2,362	2,177	1,534	1,958
	Germany Rose Wine	189	497	236	582	210
	Germany Sparkling Wine	91,580	30,666	53,952	38,685	91,195
	Germany White Wine	88,233	62,797	65,216	60,277	81,302
	<b>Summary</b>	<b>181,888</b>	<b>96,322</b>	<b>121,580</b>	<b>101,078</b>	<b>174,664</b>
Greece Wine	Greece Fruit and Dessert Wine	0	0	18	36	9
	Greece Red Wine	5,739	6,036	4,498	4,634	6,982
	Greece Rose Wine	262	456	518	270	508
	Greece Sparkling Wine	117	4	0	0	81
	Greece White Wine	7,269	5,163	3,964	5,816	7,076
	<b>Summary</b>	<b>13,388</b>	<b>11,659</b>	<b>8,998</b>	<b>10,756</b>	<b>14,656</b>
Hungary Wine	Hungary Fruit and Dessert Wine	620	278	326	374	571
	Hungary Red Wine	2,538	1,548	2,268	405	2,754
	Hungary Rose Wine	0	0	0	45	0
	Hungary Sparkling Wine	11,456	1,604	9,888	8,972	13,340
	Hungary White Wine	10,406	11,536	8,698	8,156	9,530
	<b>Summary</b>	<b>25,018</b>	<b>14,966</b>	<b>21,181</b>	<b>17,950</b>	<b>26,194</b>
Israel Wine	Israel Red Wine	1,512	1,809	2,034	945	1,665

## Wine Sales (Litres)

Litres		Fiscal 2021/22 Q3	Fiscal 2021/22 Q4	Fiscal 2022/23 Q1	Fiscal 2022/23 Q2	Fiscal 2022/23 Q3
Israel Wine	Israel Rose Wine	189	90	9	162	180
	Israel White Wine	792	760	477	342	405
	<b>Summary</b>	<b>2,493</b>	<b>2,660</b>	<b>2,520</b>	<b>1,449</b>	<b>2,250</b>
Italy Wine	Italy Fruit and Dessert Wine	156	71	174	44	147
	Italy Red Wine	789,242	570,610	578,936	398,748	788,496
	Italy Rose Wine	9,811	9,974	19,563	20,040	16,984
	Italy Sparkling Wine	179,808	107,842	148,008	131,556	176,275
	Italy White Wine	391,471	336,030	397,417	322,987	393,602
	Prosecco Wine	497,495	203,149	346,304	313,374	554,400
	<b>Summary</b>	<b>1,867,984</b>	<b>1,227,676</b>	<b>1,490,402</b>	<b>1,186,749</b>	<b>1,929,905</b>
New Zealand Wine	New Zealand Fruit and Dessert Wine	0	0	0	0	0
	New Zealand Red Wine	45,273	25,289	34,280	22,120	34,888
	New Zealand Rose Wine	20,161	17,508	38,989	29,954	15,681
	New Zealand Sparkling Wine	9,980	2,222	5,336	3,308	7,587
	New Zealand White Wine	738,156	445,451	693,718	573,286	776,278
	<b>Summary</b>	<b>813,570</b>	<b>490,470</b>	<b>772,322</b>	<b>628,667</b>	<b>834,435</b>
Other Country Wine	Other Country Fruit and Dessert Wine	25,280	24,438	21,943	20,689	26,798
	Other Country Red Wine	10,058	7,184	8,500	4,500	8,356
	Other Country Rose Wine	356	176	1,174	230	638
	Other Country Sparkling Wine	1,261	261	439	302	1,059
	Other Country White Wine	2,518	1,792	2,624	2,176	2,632
	<b>Summary</b>	<b>39,473</b>	<b>33,850</b>	<b>34,678</b>	<b>27,897</b>	<b>39,483</b>
Other Style Wine	Aperitif And Flavoured Wine	10,532	7,275	6,393	7,232	8,065
	Mead	3,909	2,169	6,544	10,794	8,465
	Rice Wine	8,616	7,503	6,726	3,958	7,998
	<b>Summary</b>	<b>23,057</b>	<b>16,948</b>	<b>19,663</b>	<b>21,984</b>	<b>24,528</b>
Portugal Wine	Portugal Fruit and Dessert Wine	1,720	240	248	76	169
	Portugal Red Wine	112,852	87,438	99,646	65,480	118,484

## Wine Sales (Litres)

Litres		Fiscal 2021/22 Q3	Fiscal 2021/22 Q4	Fiscal 2022/23 Q1	Fiscal 2022/23 Q2	Fiscal 2022/23 Q3
Portugal Wine	Portugal Rose Wine	18,995	15,653	20,837	23,924	19,691
	Portugal Sparkling Wine	560	288	256	252	590
	Portugal White Wine	30,816	33,330	56,638	54,408	41,575
	<b>Summary</b>	<b>164,943</b>	<b>136,950</b>	<b>177,625</b>	<b>144,140</b>	<b>180,508</b>
Sake	Japan Sake	69,489	58,407	65,927	49,306	78,681
	Other Country Sake	3,294	2,378	3,159	3,279	2,924
	USA Sake	88,968	82,605	81,855	59,124	90,577
	<b>Summary</b>	<b>161,751</b>	<b>143,390</b>	<b>150,941</b>	<b>111,710</b>	<b>172,181</b>
South Africa Wine	South Africa Fruit and Dessert Wine	0	75	0	0	4
	South Africa Red Wine	99,458	68,498	74,704	48,500	86,654
	South Africa Rose Wine	3,986	3,595	9,913	6,791	3,668
	South Africa Sparkling Wine	256	526	108	63	130
	South Africa White Wine	79,715	75,318	90,205	68,570	100,387
	<b>Summary</b>	<b>183,415</b>	<b>148,013</b>	<b>174,930</b>	<b>123,924</b>	<b>190,843</b>
Spain Wine	Spain Fruit and Dessert Wine	457	850	528	374	512
	Spain Red Wine	432,996	337,890	289,899	215,100	346,542
	Spain Rose Wine	28,228	24,184	24,842	24,747	9,589
	Spain Sparkling Wine	125,572	57,584	71,084	76,189	131,094
	Spain White Wine	67,505	38,642	39,413	32,359	24,830
	<b>Summary</b>	<b>654,757</b>	<b>459,151</b>	<b>425,766</b>	<b>348,769</b>	<b>512,567</b>
USA Wine	USA Fruit and Dessert Wine	19	12	12	10	353
	USA Red Wine	1,721,863	1,083,021	1,230,987	846,304	1,632,531
	USA Rose Wine	113,462	94,122	109,676	102,358	99,721
	USA Sparkling Wine	17,263	8,032	9,656	6,884	13,958
	USA White Wine	445,271	325,956	423,074	359,192	454,055
	<b>Summary</b>	<b>2,297,878</b>	<b>1,511,143</b>	<b>1,773,405</b>	<b>1,314,748</b>	<b>2,200,618</b>
<b>Summary</b>		<b>21,803,852</b>	<b>16,079,961</b>	<b>19,340,123</b>	<b>17,615,774</b>	<b>21,070,443</b>

# GLOSSARY AND EXPLANATORY NOTES

Domestic Beer – the domestic beer classification is defined as follows:

Commercial Beer – Breweries with Annual Production over 350,000HL

Regional Beer – Breweries with Annual Production over 15,000HL and up to 350,000HL

Micro Brew Beer – Breweries with Annual Production up to 15,000HL

Negative Sales

Occasionally, negative sales are reported. This is usually due to adjustments or product returns.